

**MINUTES OF MEETING
OF THE
BOARD OF DIRECTORS**

June 8, 2023

THE STATE OF TEXAS §

COUNTY OF HARRIS §

HARRIS COUNTY FRESH WATER SUPPLY DISTRICT NO. 58 §

The Board of Directors of Harris County Municipal Fresh Water Supply District No. 58 met in regular session, open to the public, at its regular meeting place inside the boundaries of the District on June 8, 2023; whereupon, the roll was called of the members of the Board of Directors, to-wit:

Harry Haupt	President
O.J. Armstrong	First Vice President/Asst. Secretary
Steve Fields	Second Vice President
Ed Cooke	Secretary
Larry Stefaniak	Treasurer

All members of the Board of Directors were present except Director Fields.

Also present were Chris Richardson of Strawn & Richardson, P.C.; Josh Maas of M. Marlon Ivy & Associates, Inc.; Chad Abram of IDS Engineering; Leonard Schweinle of the Property Owner's Association; and several District residents.

WHEREUPON, the meeting was called to order by the President and evidence was presented that public notice of the meeting was given in compliance with the law.

1. **PUBLIC COMMENTS.** Several residents asked about the use of "Golf Course" land. Director Haupt explained that the land is "to be used only for drainage and recreation." He added that it will possibly be conveyed to Harris County Precinct No. 3.

Leonard Schweinle complained about the low pressure and poor color of the water. He also complained that he had zero usage at his rent house, but he still received a water bill. Director Armstrong explained that there is a minimum charge for water service.

Mr. Schweinle asked the Board to consider donating land for a playground.

A resident asked about a HAZMAT truck.

2. MINUTES OF MEETING. The next item to come before the Board of Directors was the review and approval of the minutes of the meeting of May 11, 2023. Following a discussion, it was moved by Director Cooke and seconded by Director Armstrong that the minutes of the meeting of May 11, 2023 be approved, which carried unanimously, 4-0.

3. MANAGEMENT AND SECURITY REPORT. The Board reviewed the Security Report.

Director Haupt discussed the new signage in the boat ramp area. Leonard Schweinle asked about “No Swimming” on the signs. He stated that there needs to be access for kids. Mr. Schweinle asked if the signage could state state “swim at your own risk”.

Following further discussion, it was moved by Director Armstrong and seconded by Director Stefanikak to approve the security report, and to approve the new signage in the boat ramp area, which motion carried unanimously, 4-0.

4. OPERATOR’S REPORT. Josh Maas presented the monthly operations report for the month of May, a copy of which is attached as Exhibit “A”. He reported the District has 652 water connections. He noted the Sewage Treatment Plant was compliant with its permit for the month, operating at 33% of capacity. Accountability for the water system was 96%.

Mr. Maas next presented a proposal from PM Utility Services, in the amount of \$24,420.00, to upgrade the Lift Station panel while the new slab and generator are added.

Following further discussion, it was moved by Director Stefaniak and seconded by Director Cooke that the operator's report be approved, and to approve the proposal to upgrade the Lift Station panel, which motion carried unanimously, 4-0.

5. ENGINEER'S REPORT. Chad Abram presented the Engineer's Report, a copy of which is attached hereto as Exhibit "B". Mr. Abram discussed the Rehabilitation of the Sanitary Sewer System Phases 1B and 2. He reported that they are currently reviewing post construction videos. Mr. Abram stated that they will schedule a final inspection upon completion of the review.

Mr. Abram next discussed the Whitefeather culverts and swales around the Pro Shop. He reported the contractor completed the punch list items on May 19, 2023. Mr. Abram stated they received a request for final payment from the contractor, but they recommend waiting for the establishment of vegetation in the disturbed areas before awarding final payment.

Mr. Abram discussed the review of the Phase I Drainage Impact Analysis and Report for the Indian Springs development.

Mr. Abram discussed the Wastewater Treatment Plant discharge permit renewal. He reported that the technical review of the application by TCEQ is underway.

Mr. Abram discussed the Wastewater Treatment Plant inspection. He stated that they completed a general inspection of the facility and interior of the tanks on May 23, 2023. He reported that the facility was in good condition, but there are significant improvements and modifications that should be considered for completion in the next one to three years. Mr. Abram added that they are preparing a scope of work and preliminary cost estimates to present to the Board for review at the August meeting.

Following further discussion, it was moved by Director Stefaniak and seconded by Director Cooke that the engineer's report be approved, which motion carried unanimously, 4-0.

6. **TAX ASSESSOR'S REPORT AND DELINQUENT TAX REPORT.** Director Stefaniak presented the tax report for the month of May 2023, a copy of which is attached as Exhibit "C". The report reflected the District has collected 95.79% of its 2022 taxes and 98.74% of its 2021 taxes.

Following a discussion, it was moved by Director Armstrong and seconded by Director Cooke that the report be approved, along with the checks on the tax account, which motion carried unanimously, 4-0.


7. **TREASURER'S REPORT.** Director Stefaniak reviewed the report, a copy of which is attached as Exhibit "D". The Board reviewed the checks, investments, and financial statements. Director Stefaniak reviewed the profit and loss statement, the balance sheet and the general ledger for the general fund, the debt service fund and the capital projects fund.


Following further discussion, it was moved by Director Armstrong and seconded by Director Cooke that the Treasurer's report, and those checks as listed thereon be approved, which motion passed unanimously, 4-0.

8. **REVIEW BUDGET FOR FISCAL YEAR ENDING JUNE 30, 2024.** The Board tabled this item.

9. **ADJOURNMENT/ OTHER BUSINESS.** There being no further business, a motion was made, seconded, and unanimously carried, that the meeting be adjourned.

PASSED, ADOPTED and APPROVED this 13th day of July, 2023.




Secretary

(DISTRICT SEAL)

HC58/ag&min/minutes/2023/2023.06.08

**H.C. Fresh Water
Supply District 58**

Operations Report

May 2023

Meeting Date: May 8th



M. Marlon Ivy & Associates, Inc.

EXHIBIT "A"

H.C. Fresh Water Supply Dist. 58
Connection Report
May 2023

<u>Connections</u>	<u>May 2023</u>	<u>April 2023</u>	<u>January 2023</u>
Occupied Single Family	619	618	614
Vacant Single Family	17	18	21
Commercial	2	2	2
Commercial (Out of Dist)	2	1	1
Golf Course Irrigation	1	1	1
Sewer Only	0	0	0
Temporary Meters	2	2	2
District Meters	6	6	6
Master Meters	3	3	3
<u>Total Connections</u>	<u>652</u>	<u>651</u>	<u>650</u>

H.C. Fresh Water Supply Dist. 58 Billing and Collections Report

Last Month's Receivables

\$56,603.46

Collections:

April 28, 2023 through May 31, 2023

Penalty	\$484.47	
Water	\$14,471.07	
Sewer	\$32,624.22	
GRP Fee	\$4,159.54	
Security Deposits	\$1,350.00	
Application Fee	\$0.00	
Reconnect Fee	\$0.00	
Water Tap	\$9,200.00	
Residential Sewer Tap	\$7,900.00	
Customer Service Inspection	\$0.00	
Pre/Post Inspection	\$0.00	
Sewer Inspection	\$110.00	
Backflow Inspection	\$0.00	
Backflow Testing	\$0.00	
Pull Meter Fee	\$0.00	
Reconnect for Meter Removal	\$50.00	
Returned Payment Fee	\$120.00	
Delinquent Letter Fee	\$898.39	
Lock/Unlock Meter	\$0.00	
Meter Removal Fee	\$0.00	
Misc.	\$0.00	
Overpayment	\$626.18	
Total	\$71,993.87	-\$71,993.87
Applied Deposits	-\$482.56	
Returned Checks	\$266.21	
Refund of Overpayment	\$0.15	
Total Bank Deposits:	\$71,777.67	

Current Billing:

Penalty	\$556.57	
Water	\$15,543.71	
Sewer	\$33,800.93	
GRP Fee	\$9,407.48	
Miscellaneous	\$0.00	
Total Current Billing	\$59,308.69	

This Month's Adjustment:

Penalty	-\$7.57	
Water	\$0.00	
Sewer	\$0.00	
Water Tap	\$9,200.00	
Residential Sewer Tap	\$7,900.00	
Customer Service Inspection	\$0.00	
Pre/Post Inspection	\$0.00	
Sewer Inspection	\$110.00	
Backflow Inspection	\$0.00	
Backflow Testing	\$0.00	
Pull Meter Fee	\$0.00	
Reconnect Fee for Meter Removal	\$50.00	
Water Adjustment	\$0.00	
Write-off	\$0.00	
Returned Payment Fees	\$90.00	
Delinquent Letter Fee	\$885.00	
Misc	\$0.00	
Total Adjustments	\$19,577.43	

Current Receivables

\$63,495.71

Arrears Break Down:

30 days arrears	\$6,022.45
60 days arrears	\$1,023.87
90 days arrears	\$1,289.82

Billed Accounts: 647
 Billed Consumption (gal.): 3,762,000
 Customer Deposits: \$71,235.00
 Credit Card Payments: \$20,177.86
 E-Checks: \$17,317.68
 U-Receivables: \$8,258.23
 Bank Deposits: \$26,023.90

H.C. Fresh Water Supply Dist. 58
Water Production & Sales

Meter Read Dates

April 11, 2023 - May 12, 2023

Water Production:

Produced from Wells 4.134 MG

Total Water Produced 4.134 MG

Water Billed:

FWSD 58 (Billed) 3.762 MG

Total Billed 3.762 MG

Accountability

Accounted For Water 0.000 MG

Percent Accounted For 91.00 %

Daily Average Pumpage 0.133 MG

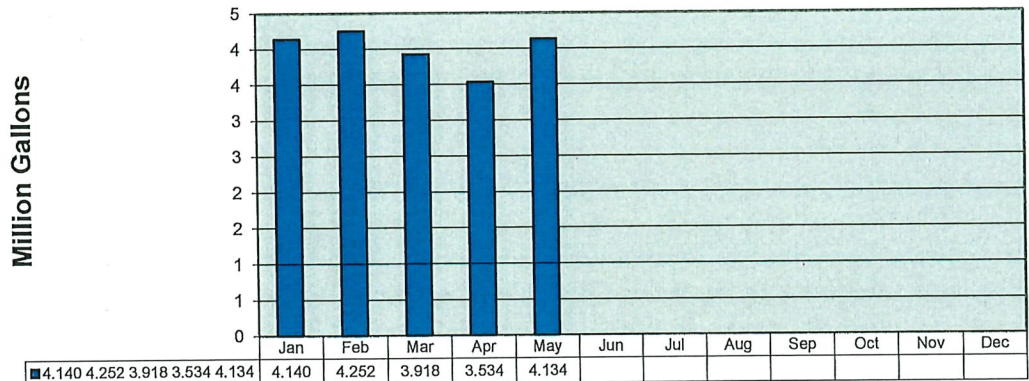
H.C. Fresh Water Supply Dist. 58

Water Production and Accountability Report

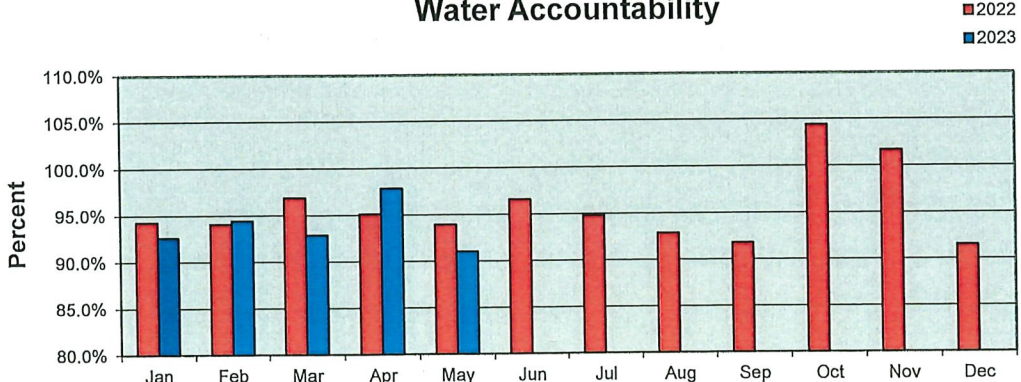
Period Ending	Production (MG)	Total Billed (MG)	Accounted For (MG)	Accountability (%)	Four Month Average
12/13/21 - 01/13/22	3.586	3.230	0.150	94.3%	95.0%
01/13/22 - 02/14/22	3.869	3.388	0.250	94.0%	94.7%
02/14/22 - 03/14/22	3.274	2.921	0.250	96.9%	94.9%
03/14/22 - 04/12/22	3.705	3.373	0.150	95.1%	95.1%
04/12/22 - 05/12/22	4.547	4.119	0.150	93.9%	95.0%
05/12/22 - 06/14/22	6.686	6.157	0.300	96.6%	95.6%
06/14/22 - 07/13/22	8.067	7.647	0.000	94.8%	95.1%
07/13/22 - 08/12/22	8.320	7.573	0.150	92.8%	94.5%
08/12/22 - 09/12/22	5.145	4.422	0.300	91.8%	94.0%
*09/12/22 - 10/13/22	5.932	6.193	0.000	104.4%	95.9%
10/13/22 - 11/12/22	4.035	4.101	0.000	101.6%	97.7%
11/11/22 - 12/11/22	3.853	3.275	0.250	91.5%	97.3%
12/11/22 - 01/11/23	4.140	3.683	0.150	92.6%	97.5%
01/11/23 - 02/11/23	4.252	3.013	1.000	94.4%	95.0%
02/11/23 - 03/11/23	3.918	3.338	0.300	92.9%	92.8%
03/11/23 - 04/11/23	3.534	3.457	0.000	97.8%	94.4%
04/11/23 - 05/12/23	4.134	3.762	0.000	91.0%	94.0%

*Well 2 Meter Broken

Water Produced 2023



Water Accountability



H.C. Fresh Water Supply Dist. 58
Regulatory Information
April 2023

Wastewater Treatment

Permitted Average Daily Flow	500,000 GPD
Permit Number	TX0027758
Permit Expires	August 17, 2023
Percent of Design Capacity	33%

Excursions: None

Effluent Flow	Permitted	Actual	Units
DO Minimum	6.0	7.23	Milligrams / Liter
PH Minimum	6.0	7.24	Standard Units
PH Maximum	9.0	7.29	Standard Units
TSS Daily Average	63.0	5.20	Pounds / Day
TSS Daily Average	15.0	3.80	Milligrams / Liter
TSS Daily Maximum	40.0	5.80	Milligrams / Liter
NH3 Daily Average	13.0	0.680	Pounds / Day
NH3 Daily Average	3.0	0.500	Milligrams / Liter
NH3 Daily Maximum	10.0	1.380	Milligrams / Liter
Flow Daily Average	0.500	0.164	Million Gal / Day
Flow Daily Maximum	Report	0.569	Million Gal / Day
Chlorine Total Res Minimum	1.0	1.07	Milligrams / Liter
Chlorine Total Res Maximum	4.0	3.95	Milligrams / Liter
Ecoli Daily Average	126.0	1.00	MPN
Ecoli Daily Maximum	399.0	1.00	MPN
CBOD Daily Average	42.0	4.65	Pounds / Day
CBOD Daily Average	10.0	3.40	Milligrams / Liter
CBOD Daily Maximum	25.0	4.50	Milligrams / Liter

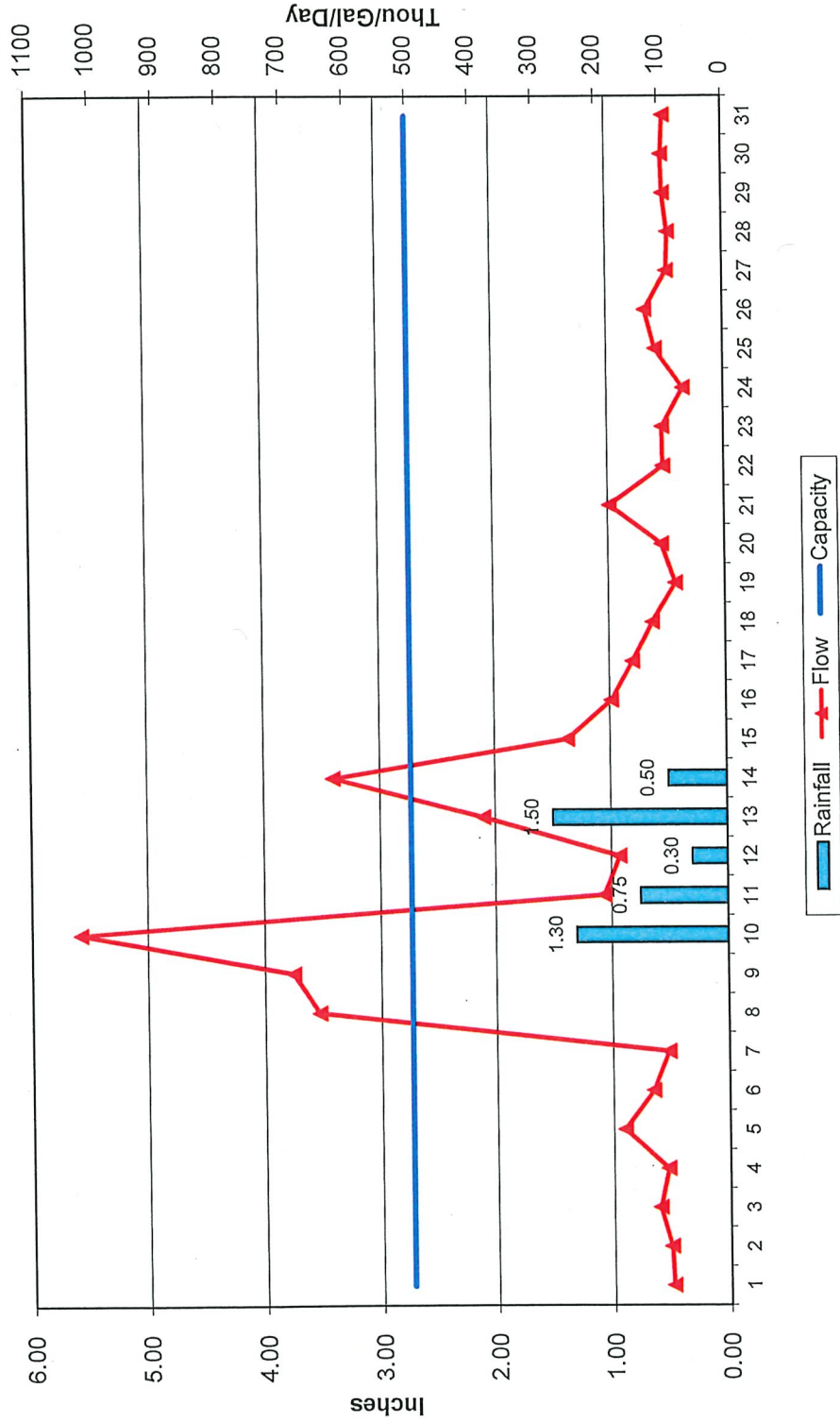
Violation Notes:

No violations for the month of April.

H.C. Fresh Water Supply Dist. 58

Rain vs Flow

May 2023



H.C. Fresh Water Supply Dist. 58
Collections & Operation Cost
May 2023

Operations Charges	\$6,282.00
Administrative Charges	\$1,914.23
Installation of Taps & Meter	\$0.00
Inspections	\$0.00
Wastewater Treatment Plant	\$28.75
Sanitary Sewer Collection System	\$4,727.04
Lift Stations	\$1,162.75
Water Distribution	\$2,480.05
Water Production	\$11,179.53
Emergency Response	\$0.00
District Club House	\$0.00
Total Operations Charges	<u><u>\$27,774.35</u></u>



June 8, 2023

Board of Directors
Harris County Fresh Water Supply District No. 58
P.O. Box 255
Crosby, Texas 77532

Reference: Engineer's Status Report, IDS Project No. 0539-001-00

Members of the Board:

The status of various projects in the District is as follows:

1. **Phases 1B/2 Rehab of Sanitary Sewer System (IDS Project No. 539-031-03)**

The contract was awarded to T Gray Utility in the amount of \$1,310,424. **We received post construction videos from the Contractor on March 1, 2023. Review of the videos is underway. We will schedule a final inspection upon completion of our review.**

2. **Squaw Valley Area Culverts & Drainage Swales with Harris Co. Grant (Budget \$260,000)**

a. Whitefeather Culverts and Swales around Pro Shop (IDS Project No. 539-040-01)

The contract was awarded to ISJ in the amount of \$200,070. The Contractor has completed excavation of the drainage channels in the vicinity of the Pro Shop, installation of pipe bollards in the golf course parking lot along the drainage channels, and hydro-mulch seeding of the disturbed areas. We held a final inspection on April 19, 2023. We issued our punch list on April 27, 2023. **The Contractor completed the punch list items on May 19, 2023. We received a request for final payment from the Contractor on June 2, 2023. We await the establishment of vegetation in the disturbed areas before recommending final payment and close out of the contract.**

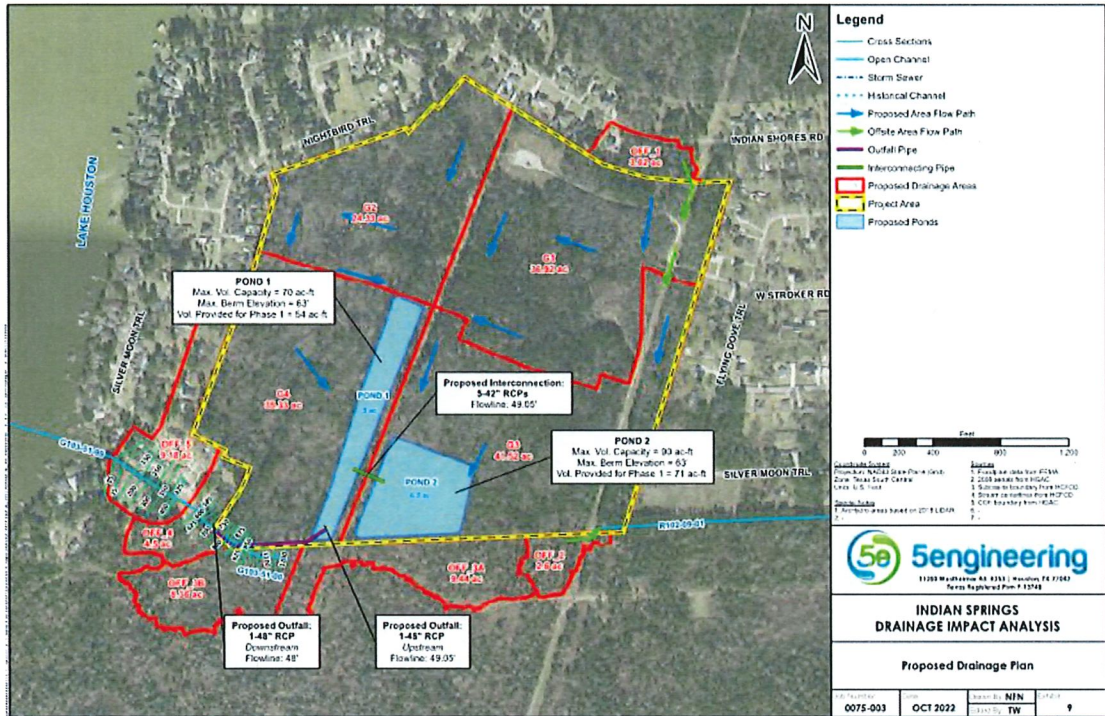
b. Golf Course Drainage Swales (IDS Project No. 539-040-02)

The contract was awarded to Eric Crouch in the amount of \$24,950. **We completed the construction staking of the fairway drainage swales on March 23, 2023. We await a mobilization schedule from the Contractor.**

3. **Harris County MUD No. 544: Indian Springs 137 Acre Residential Development**

We have obtained a copy of the Phase 1 Drainage Impact Analysis and Report ("Report") for the initial development of the Indian Springs from Blackline Engineering ("Developer's Engineer"). The Report has been reviewed by the Harris County Flood Control District. The Developer's Engineer is addressing HCFCD comments and preparing for resubmittal. **Our review of the preliminary Phase 1 Drainage Impact Analysis and Preliminary Drainage and Grading Plans**

("Preliminary Drainage Plan") are complete. The proposed Preliminary Drainage Plan directs stormwater runoff from the 138-acre development and approximately 37 acres of adjacent offsite drainage area to proposed onsite stormwater detention facilities with a total storage volume of 160 acre-feet. Release of stormwater from the detention facilities is represented to be restricted to a flow rate less than the pre-development condition in G103-51-00 resulting in no adverse impacts within the District along G103-51-00 or its common boundaries.



4. Wastewater Treatment Plant (WWTP) Discharge Permit Renewal (IDS Project No. 539-009-05)

We submitted the WWTP discharge permit renewal application to TCEQ on February 14, 2023. The application was declared administratively complete on March 8, 2023. A copy of the declaration letter was attached to our April 13, 2023 report for reference. We published the Notice of Receipt of Application and Intent to Obtain Water Quality Permit Renewal in the Houston Chronicle and La Voz on March 29, 2023. **Technical review of the application by TCEQ is underway.**

5. Wastewater Treatment Plant Inspection Program (IDS Project No. 539-000-00)

The digester and aeration basins have a significant volume of silt and other debris which can negatively impact the operational efficiency of the plant. Clean-out of the basins was completed the week of May 22, 2023. We completed a general inspection of the facility and interior of the tanks on May 23, 2023. The facility was in good condition, however there are significant improvements and modifications that should be considered for completion in the next one (1) to three (3) years, which generally include replacement or rehabilitation of the steel digester, addition of a thickener, replacement of sluice gates, modification of the headworks to allow for individual basin isolation, reconfiguration of existing blowers banks into a single bank, miscellaneous yard piping modifications, piping and building recoating, and other miscellaneous site improvements. We are underway with preparation of a detailed scope of work and preliminary cost estimates for your review. Below are a few representative photographs taken during our inspection. We will have copies of all the photographs taken during our inspection for your review at the meeting.


Portions of the non-stainless steel air piping need replacement. We recommend replacement of the air piping through operations while the basins are down.



Aeration Basin



Steel Digestor



6. **City of Houston Water Supply and Groundwater Reduction Plan Wholesale Agreement**

Section 3.04 – Connection to the Project by the Participant, Subsections (1) – (5) of the Agreement defines the requirement of the District to construct a surface water transmission main no more than one mile outside its boundaries its cost and within 18 months of receiving notice from the City. **Review of potential alignments and preparation of conceptual cost estimates for the transmission main is underway.**

7. **EPA's Lead and Copper Rule Revisions: Lead Water and Service Line Inventory and Removal**

The Lead Water and Service Line Inventory must be completed by **October 16, 2024**. **We will assist MMIA as needed to prepare the water service line inventory.**

We appreciate the opportunity to be of service and are happy to address any questions.

Respectfully,



Chad E. Abram, P.E.
Senior Vice President

S:\Projects\0500\053900100 HCFWSD 58 GENERAL CONSULTATION\Engineer's Status Report\2023\2023.06.08 HCFWSD58 ESR.docx

HARRIS COUNTY F.W.S.D. 58
TAX ASSESSOR/COLLECTOR'S REPORT

5/31/2023

Taxes Receivable: 8/31/2022	\$	104,263.16	
Reserve for Uncollectables	(4,187.54)	
Adjustments		<u>.00</u>	\$ <u>100,075.62</u>
Original 2022 Tax Levy	\$	882,825.22	
Adjustments		<u>146,350.70</u>	<u>1,029,175.92</u>
Total Taxes Receivable			\$ 1,129,251.54
Prior Years Taxes Collected	\$	20,864.72	
2022 Taxes Collected (95.7%)		<u>985,936.63</u>	<u>1,006,801.35</u>
Taxes Receivable at: 5/31/2023			\$ <u>122,450.19</u>

2022 Receivables:

Debt Service	11,605.78
Maintenance	31,633.51

bob leared interests

11111 Katy Freeway, Suite 725
Houston, Texas 77079-2197

Phone: (713) 932-9011
Fax: (713) 932-1150

EXHIBIT "C"

HARRIS COUNTY F.W.S.D. 58

Month of
5/2023

Fiscal to Date
7/01/2022 - 5/31/2023

Check With Your Bookkeeper For Your Cash Balance

Receipts:

Current & Prior Years Taxes	15,737.38	1,015,446.12
Penalty & Interest	1,484.05	11,214.38
Additional Collection Penalty	38.38	6,039.53
Overpayments	1,739.32-	2,567.29
Credit Card Pymt Reversed	1,739.32	1,739.32
Return Check Charge		30.00
Payment in Lieu of Taxes		45,216.74
Refund - due to adjustments	532.64	1,803.47
Unpaid Account		1,725.14
Rendition Penalty	.40	.40
TOTAL RECEIPTS	\$ 17,792.85	1,085,782.39

Disbursements:

Atty's Fees, Delq. collection		4,985.34
CAD Quarterly Assessment		5,410.00
Publications, Legal Notice		850.90
Refund - due to adjustments	322.22	1,657.93
Refund - due to overpayments		628.80
Tax A/C Bond Premium		375.00
Transfer to General Fund	2,386.68	730,971.21
Tax Assessor/Collector Fee	1,050.00	11,550.00
Unpaid Account		1,725.14
Computer Cost		993.80
Postage/Deliveries	100.72	1,427.04
Supplies		341.01
Audit Preparation		250.00
Additional Services - BLI		375.00
Return Check Processing Fee		30.00
Records Maintenance		120.00
Copies		605.64
Envelopes - Original Stmts		138.30
Duplicate Statements		15.00
Envelopes - Feb Delinq Stmts		30.00
Tax Lien Transfers		80.00
Exemption Assistance	150.00	150.00
SB2 Webpage		550.00
HB 1154 Webpage	110.00	1,320.00
Tax Code 26.16 & 26.17		330.00
TOTAL DISBURSEMENTS	(\$ 4,119.62)	(764,910.11)

HARLIS COUNTY F.W.S.D. 58

HISTORICAL COLLECTIONS DATA

Year	Collections Month Of 5/2023	Adjustments To Collections 5/2023	Total Tax Collections at 5/31/2023	Total Taxes Receivable at 5/31/2023	Collection Percentage
2022	12,918.98	532.64-	985,936.63	43,239.29	95.799
2021	1,639.91		950,447.26	12,092.75	98.744
2020	1,711.13		944,370.07	9,653.27	98.988
2019			890,175.92	8,197.69	99.087
2018			774,840.73	5,394.20	99.309
2017			763,511.53	4,136.20	99.461
2016			704,544.89	4,347.20	99.387
2015			663,485.35	3,108.99	99.534
2014			621,481.74	2,495.70	99.600
2013			575,369.54	1,856.47	99.678
2012			519,882.23	1,577.34	99.698
2011			486,016.26	1,514.86	99.689
2010			488,210.64	1,529.89	99.688
2009			498,571.85	786.40	99.843
2008			496,382.94		100.000
2007			491,511.89	6.97	99.999
2006			485,312.01	2.74	99.999
2005			423,089.33		100.000
2004			402,365.26		100.000
2003			393,638.87		100.000
2002			393,195.42		100.000
2001			377,209.41		100.000
2000			352,970.60		100.000
1999			352,806.98		100.000
1998			244,105.92		100.000
1997			370,884.56		100.000
1996			367,528.85		100.000
1995			379,497.40	3,669.20	99.042
1994			376,705.24	3,675.73	99.034
1993			402,945.75	4,188.21	98.971
1992			303,928.64	3,426.95	98.885
1991			305,039.63	3,472.52	98.874
1990			331,569.93	3,722.10	98.890
1989			326,346.71	252.82	99.923
1988			345,486.44	102.70	99.970
1987			368,173.91		100.000
1986			366,929.12		100.000
1985			357,690.43		100.000
1984			363,726.80		100.000
1983			327,381.28		100.000
1982			289,118.90		100.000
1981			215,392.28		100.000
1980			101,697.79		100.000
1979			95,178.69		100.000
1978			76,305.51		100.000
1977			66,351.86		100.000
1976			64,600.16		100.000
1975					
1974					
1973					
1972					
1971					
1970					
1969					
1968					
1967					
1966					
1965					

(Percentage of collections same period last year 96.192)

HARRIS COUNTY F.W.S.D. 58

HISTORICAL TAX DATA

Year	Taxable Value	SR/CR	Tax Rate	Adjustments	Reserve for Uncollectibles	Adjusted Levy
2022	184,159,604	09/09	.558850	146,350.70		1,029,175.92
2021	166,241,799	21/21	.579000	125,094.61		962,540.01
2020	157,950,875	33/33	.604000	225,133.48		954,023.34
2019	143,739,683	32/32	.625000	161,429.15		898,373.61
2018	123,337,798	43/43	.632600	255,740.35		780,234.93
2017	125,843,886	54/54	.610000	81,822.95		767,647.73
2016	117,172,223	40/40	.605000	245,767.59		708,892.09
2015	107,515,202	55/55	.620000	108,456.16		666,594.34
2014	99,044,003	56/56	.630000	98,039.42		623,977.44
2013	91,623,145	52/52	.630000	69,863.46		577,226.01
2012	89,906,818	61/61	.580000	50,043.84		521,459.57
2011	90,283,554	56/56	.540000	29,090.97		487,531.12
2010	89,860,616	01/60	.545000	70,592.69		489,740.53
2009	91,625,346	01/50	.545000	71,319.24		499,358.25
2008	91,079,400	02/63	.545000	75,018.29		496,382.94
2007	90,186,906	01/52	.545000	87,066.47		491,518.86
2006	88,561,097	01/63	.548000	14,840.86-		485,314.75
2005	76,925,291	01/53	.550000	28,136.74		423,089.33
2004	73,157,300	01/23	.550000	32,474.41		402,365.26
2003	67,444,340	05/19	.583650	19,261.92		393,638.87
2002	64,725,050	07/23	.607620	14,895.38	86.95	393,195.42
2001	59,291,670	10/27	.636740	30,278.01	324.36	377,209.41
2000	53,446,420	07/31	.660990	9,561.03	304.72	352,970.60
1999	49,894,320	07/28	.707620	16,572.74	244.48	352,806.98
1998	47,115,890	08/25	.518540	5,208.10	177.70	244,105.92
1997	44,909,400	19/19	.826590	6,268.10	283.27	370,884.56
1996	44,504,256	23/23	.826590	5,641.47	295.42	367,528.85
1995	44,620,796	00/00	.859680	12,477.75	307.25	383,166.60
1994	44,821,830	00/00	.849290	16,626.22	12.48	380,380.97
1993	42,217,060	00/00	.967700	19,287.74	1,206.15	407,133.96
1992	38,606,120	00/00	.796410	13,315.70	74.94	307,355.59
1991	38,240,180	00/00	.807000	5,904.81	19.61	308,512.15
1990	38,795,350	00/00	.865000	3,472.27	217.55	335,292.03
1989	38,736,710	00/00	.843000	8,763.18	316.21	326,599.53
1988	37,430,930	00/00	.917000	19,710.26	291.06	345,589.14
1987	37,002,200	00/00	.995000	6,867.55		368,173.91
1986	43,171,000	00/00	.850000	10,121.53	24.75	366,929.12
1985	44,724,910	00/00	.800000	7,014.75	.64	357,690.43
1984	49,841,480	00/00	.730000	76,895.73		363,726.80
1983	44,873,044	00/00	.730000	462.55-		327,381.28
1982	39,635,464	00/00	.730000	417.09-		289,118.90
1981	24,774,163	00/00	.870000	1,937.84-		215,392.28
1980	23,128,414	00/00	.440000	621.20-		101,697.79
1979	21,646,800	00/00	.440000	1,338.66-		95,178.69
1978	10,602,849	00/00	.720000	35.00-		76,305.51
1977	9,220,397	00/00	.720000	35.00-		66,351.86
1976	8,977,105	00/00	.720000	35.00-		64,600.16
1975		00/00		35.00-		35.00-
1974		00/00		26.21-		26.21-
1973		00/00		26.21-		26.21-
1972		00/00		24.59-		24.59-
1971		00/00		22.54-		22.54-
1970		00/00		22.54-		22.54-
1969		00/00				
1968		00/00				
1967		00/00				
1966		00/00				
1965		00/00				

HARRIS COUNTY F.W.S.D. 58

TAX RATE COMPONENTS

Year	Debt Service Rate	Debt Service Levy	Maintenance Rate	Maintenance Levy
2022	.150000	276,239.36	.408850	752,936.56
2021	.170000	282,611.08	.409000	679,928.93
2020	.190000	300,106.65	.414000	653,916.69
2019	.225000	323,414.50	.400000	574,959.11
2018	.190000	234,341.84	.442600	545,893.09
2017	.157500	198,204.11	.452500	569,443.62
2016	.170000	199,192.79	.435000	509,699.30
2015	.180000	193,527.40	.440000	473,066.94
2014	.200000	198,088.07	.430000	425,889.37
2013	.220000	201,570.96	.410000	375,655.05
2012	.220000	197,794.99	.360000	323,664.58
2011	.240000	216,680.48	.300000	270,850.64
2010	.245000	220,158.59	.300000	269,581.94
2009	.245000	224,482.16	.300000	274,876.09
2008	.245000	223,144.63	.300000	273,238.31
2007	.245000	220,958.03	.300000	270,560.83
2006	.248000	219,631.47	.300000	265,683.28
2005	.250000	192,313.35	.300000	230,775.98
2004	.250000	182,893.32	.300000	219,471.94
2003	.283650	191,305.85	.300000	202,333.02
2002	.307620	199,063.20	.300000	194,132.22
2001	.336740	199,487.23	.300000	177,722.18
2000	.360990	192,769.70	.300000	160,200.90
1999	.407620	203,232.20	.300000	149,574.78
1998	.218540	102,879.05	.300000	141,226.87
1997	.526590	236,276.87	.300000	134,607.69
1996	.526590	234,139.07	.300000	133,389.78
1995	.559680	249,454.06	.300000	133,712.54
1994	.549290	246,016.64	.300000	134,364.33
1993	.667700	280,916.98	.300000	126,216.98
1992	.696410	268,762.95	.100000	38,592.64
1991	.707000	270,282.65	.100000	38,229.50
1990	.765000	296,398.15	.100000	38,893.88
1989	.743000	287,734.19	.100000	38,865.34
1988	.817000	307,919.92	.100000	37,669.22
1987	.895000	331,172.43	.100000	37,001.48
1986	.750000	323,631.48	.100000	43,297.64
1985	.700000	312,979.13	.100000	44,711.30
1984	.630000	313,896.23	.100000	49,830.57
1983	.630000	282,530.04	.100000	44,851.24
1982	.630000	249,509.61	.100000	39,609.29
1981	.870000	215,392.28		
1980	.440000	101,697.79		
1979	.440000	95,178.69		
1978	.720000	76,305.51		
1977	.720000	66,351.86		
1976	.720000	64,600.16		
1975				
1974				
1973				
1972				
1971				
1970				
1969				
1968				
1967				
1966				
1965				

HARRIS COUNTY F.W.S.D. 58

Notes:

- \$ 532.64 - REPORTED AS TAXES COLLECTED ON PRIOR REPORTS. TRANSFERRED TO
REFUND ADJUSTMENTS 05/23 DUE TO CAD C/R #09.
2022 TAXES - \$167.65 #0552-001-0780
 \$364.99 #0551-006-0100
- \$1,739.32 - ONLINE OVERPAYMENT NOT ISSUED ON 03/23 REPORT WAS REVERSED
BY TAXPAYER.
2022 TAXES - \$1739.32 #0554-020-0260

HARRIS COUNTY F.W.S.D. 58

Tax Exemptions:	2022	2021	2020
Homestead	.00000	.00000	.00000
Over 65	30,000	30,000	30,000
Disabled	30,000	30,000	30,000

Last Bond Premium Paid:

Payee	Date of Check	Amount
HARCO Insurance Services	10/05/2022	375.00
10/26/2022 - 10/26/2025		

Adjustment Summary:	2022	
10/2022	/ CORR 002	86,494.12
11/2022	/ CORR 003	40,062.60
12/2022	/ CORR 004	15,046.71
1/2023	/ CORR 005	5,602.13
4/2023	/ CORR 008	322.22-
5/2023	/ CORR 009	532.64-
TOTAL		146,350.70

Harris County FWSD #58 General Account
 Transactions by Account
 As of June 9, 2023

5:12 PM
 06/08/23
 Cash Basis

Type	Date	Num	Name	Memo	Split	Credit
Checking						
Comerica 6265						
Check	05/30/2023	1298	Sanchez Tree Service	INVOICE 2402	Yards and Grounds	2,100.00
Deposit	05/31/2023		Harris County	Election Refund	Administrative Expense	
Check	05/31/2023	1299	Comerica Bank	Invoices 0623-23349, 23350 & 23351	Bank Charges	46.14
Check	05/31/2023	1300	M. Marlon Ivy Associates, Inc.	Inv 8080 & 8166	-SPLIT-	38,614.35
Check	06/08/2023	1301	DS Recreational Services, Inc	Refund 1407 W Stroker Road	-SPLIT-	5,795.00
Check	06/08/2023	1302	Glen Tullos	Refund 2106 White Feather	Deposit Refunds	49.67
Check	06/08/2023	1303	Rebecca Presseisen	Refund 1707 Lone Eagle	Deposit Refunds	171.76
Check	06/08/2023	1304	Seyah Realty LLC	Refund 2023 White Feather	Deposit Refunds	66.50
Check	06/08/2023	1305	Opendoor Labs Inc	Invoice 12743 - 12829	-SPLIT-	58.96
Check	06/08/2023	1306	Elite Pumps & Mechanical Servi...	Invoice 79064	Maintenance	1,679.85
Check	06/08/2023	1307	Water Utility Services, Inc	Cust 05966600 - 059666400	Maintenance	92.00
Check	06/08/2023	1308	DXI Industries, Inc	inv 91750	-SPLIT-	80.00
Check	06/08/2023	1309	Envirodyne Laboratories, Inc	Inv 80976	Maintenance	646.00
Check	06/08/2023	1310	Magna Flow Environmental, Inc	Invoice 523-6575	Maintenance	5,534.13
Check	06/08/2023	1311	PM Utility Services	Inv 0523-1	Maintenance	235.00
Check	06/08/2023	1312	K & B Enterprises		Maintenance	90.00
Check	06/08/2023	1313	Warfunkles, LLC	June 5, 2023 22-1 & 22-9	-SPLIT-	9,590.00
Check	06/08/2023	1314	Strawn & Richardson, PC	A/C # 900041578187	-SPLIT-	3,428.22
Check	06/08/2023	1315	TXU Energy	28 Hrs @ \$45 through June 3, 2023	Security	1,260.00
Check	06/08/2023	1316	Casey Dobbins	Invoice 10598	Community Center	553.00
Check	06/08/2023	1317	Action Signs of Texas	Acct #7099-3016-1019	City Water Contract	9,805.20
Check	06/08/2023	1318	City of Houston Utility Customer...	6347065-2	Community Center	27.94
Check	06/08/2023	1319	CenterPoint Energy	281-324-3338-061218-5	Swimming Pool	58.51
Check	06/08/2023	1320	Frontier Communications	June DSL	Administrative Expense	90.00
Check	06/08/2023	1321	O J Armstrong	June DSL	Administrative Expense	90.00
Check	06/08/2023	1322	E.F. Cooke, III	June DSL	Administrative Expense	90.00
Check	06/08/2023	1323	Steve Fields	June DSL	Administrative Expense	90.00
Check	06/08/2023	1324	Harry Haupt	June DSL	Administrative Expense	90.00
Check	06/08/2023		L. J. Stefaniak	June DSL	Administrative Expense	90.00

Total Comerica 6265 94,595.32
 Total Checking 94,595.32
TOTAL 94,595.32

EXHIBIT "D"

Harris County FWSD #58 Debt Service Account
Balance Sheet

AS of May 31, 2023

10:56 AM

06/08/23

Accrual Basis

	Jul 31, 22	Aug 31, 22	Sep 30, 22	Oct 31, 22	Nov 30, 22	Dec 31, 22	Jan 31, 23	Feb 28, 23	Mar 31, 23	Apr 30, 23	May 31, 23
ASSETS											
Current Assets											
Checking/Savings											
Cash											
PNC Ck 8707	1,651.40	1,582.78	1,514.06	1,370.80	1,302.76	1,234.92	1,167.16	1,094.18	1,021.33	948.36	875.41
Comerica Ck 9257	94,210.04	50,073.97	34,165.01	30,345.71	20,361.50	9,229.89	3,036.35	1,132.35	47,234.67	27,300.62	23,181.00
Allegiance / Stellar	376,085.49	388,149.00	392,066.24	401,128.35	461,603.70	659,469.73	856,882.22	674,663.38	401,728.11	450,051.67	464,990.53
Total Cash	471,946.93	439,805.75	427,745.31	432,844.86	483,267.96	669,934.54	861,085.73	676,889.91	449,984.11	478,300.65	489,046.94
Total Checking/Savings	471,946.93	439,805.75	427,745.31	432,844.86	483,267.96	669,934.54	861,085.73	676,889.91	449,984.11	478,300.65	489,046.94
Total Current Assets	471,946.93	439,805.75	427,745.31	432,844.86	483,267.96	669,934.54	861,085.73	676,889.91	449,984.11	478,300.65	489,046.94
Other Assets											
Interfund Receivable	1,460.13	3,662.77	3,662.77	0.00	0.00	0.00	0.00	0.00	0.00	0.00	0.00
Total Other Assets	1,460.13	3,662.77	3,662.77	0.00	0.00	0.00	0.00	0.00	0.00	0.00	0.00
TOTAL ASSETS	473,407.06	443,468.52	431,408.08	432,844.86	483,267.96	669,934.54	861,085.73	676,889.91	449,984.11	478,300.65	489,046.94
LIABILITIES & EQUITY											
Liabilities											
Current Liabilities											
Other Current Liabilities	120,700.00	120,700.00	120,700.00	120,700.00	120,700.00	120,700.00	120,700.00	120,700.00	120,700.00	120,700.00	120,700.00
Escrowed Taxes	120,700.00	120,700.00	120,700.00	120,700.00	120,700.00	120,700.00	120,700.00	120,700.00	120,700.00	120,700.00	120,700.00
Total Other Current Liabilities	241,400.00	241,400.00	241,400.00	241,400.00	241,400.00	241,400.00	241,400.00	241,400.00	241,400.00	241,400.00	241,400.00
Total Current Liabilities	241,400.00	241,400.00	241,400.00	241,400.00	241,400.00	241,400.00	241,400.00	241,400.00	241,400.00	241,400.00	241,400.00
Total Liabilities	241,400.00	241,400.00	241,400.00	241,400.00	241,400.00	241,400.00	241,400.00	241,400.00	241,400.00	241,400.00	241,400.00
Equity											
Opening Bal Equity	517,468.86	517,468.86	517,468.86	517,468.86	517,468.86	517,468.86	517,468.86	517,468.86	517,468.86	517,468.86	517,468.86
Retained Earnings	(163,558.80)	(163,558.80)	(163,558.80)	(163,558.80)	(163,558.80)	(163,558.80)	(163,558.80)	(163,558.80)	(163,558.80)	(163,558.80)	(163,558.80)
Net Income	(1,203.00)	(31,141.54)	(43,201.98)	(41,765.20)	8,657.90	195,324.48	386,475.67	202,279.85	(24,625.95)	3,690.59	14,436.88
Total Equity	352,707.06	322,768.52	310,708.08	312,144.86	362,567.96	549,234.54	740,385.73	556,189.91	329,284.11	357,600.65	368,346.94
TOTAL LIABILITIES & EQUITY	473,407.06	443,468.52	431,408.08	432,844.86	483,267.96	669,934.54	861,085.73	676,889.91	449,984.11	478,300.65	489,046.94

Harris County FWSD #58 Debt Service Account
Profit & Loss

July 2022 through May 2023

10:57 AM

06/08/23

Accrual Basis

	Jul 22	Aug 22	Sep 22	Oct 22	Nov 22	Dec 22	Jan 23	Feb 23	Mar 23	Apr 23	May 23	TOTAL
Ordinary Income/Expense												
Income												
Receipts	2,565.05	12,063.51	3,917.24	9,062.11	60,475.35	237,866.03	592,412.49	89,506.30	9,064.73	50,062.88	14,938.86	1081934.55
Interest	0.80	1.40	1.30	1.76	1.98	2.17	2.25	2.03	2.16	2.04	2.06	19.95
NSF Check	0.00	0.00	0.00	0.00	0.00	0.00	0.00	(1,725.14)	0.00	(1,739.32)	0.00	(3,464.46)
Total Income	2,565.85	12,064.91	3,918.54	9,063.87	60,477.33	237,868.20	592,414.74	87,783.19	9,066.89	48,325.60	14,940.92	1078490.04
Expense												
Bond Interest	0.00	38,141.26	8,093.76	0.00	0.00	0.00	0.00	38,141.26	8,093.75	0.00	0.00	92,470.03
Bond Redemption	0.00	0.00	0.00	0.00	0.00	0.00	0.00	5,000.00	200,000.00	0.00	0.00	205,000.00
Administrative Expense	0.00	0.00	1,770.00	375.00	0.00	1,783.00	2,533.00	0.00	1,857.00	0.00	0.00	8,318.00
Collection Expense	1,167.14	0.00	80.36	2,380.59	1,036.11	718.36	0.00	88.13	365.55	0.00	0.00	5,836.24
Maintenance Tax Trf	363.27	2,381.43	3,701.10	3,050.62	7,424.02	46,775.14	395,854.42	227,080.35	24,073.80	17,880.38	2,386.68	730,971.21
Professional Fees	1,781.32	1,410.74	1,494.20	1,675.86	1,524.08	1,687.46	2,501.20	1,258.96	1,507.58	2,053.67	1,410.72	18,305.16
Refunds	387.10	0.00	769.54	0.00	0.00	167.65	304.92	333.30	0.00	0.00	322.22	2,286.7
Bank Charges	70.02	70.02	70.02	145.02	70.02	70.01	70.01	75.01	75.01	75.01	75.01	865.16
Total Expense	3,768.85	42,003.45	15,978.98	7,627.09	10,054.23	51,201.62	401,263.55	271,979.01	235,972.69	20,009.06	4,194.63	1064053.16
Net Ordinary Income	(1,203.00)	(29,938.54)	(12,060.44)	1,436.78	50,423.10	186,666.58	191,151.19	(184,195.82)	(226,905.80)	28,316.54	10,746.29	14,436.88
Net Income	(1,203.00)	(29,938.54)	(12,060.44)	1,436.78	50,423.10	186,666.58	191,151.19	(184,195.82)	(226,905.80)	28,316.54	10,746.29	14,436.88

Harris County FWSD #58 Debt Service Account

General Ledger

As of May 31, 2023

Type	Date	Num	Name	Memo	Split	Debit	Credit	Balance
Cash								474,010.06
PNC Ck 8707								1,720.62
Deposit	07/31/2022			Deposit	Interest	0.80		1,721.42
Check	07/31/2022				Bank Charges		70.02	1,651.40
Deposit	08/31/2022			Deposit	Interest	1.40		1,652.80
Check	08/31/2022				Bank Charges		70.02	1,582.78
Deposit	09/30/2022			Deposit	Interest	1.30		1,584.08
Check	09/30/2022				Bank Charges		70.02	1,514.06
Deposit	10/31/2022			Deposit	Interest	1.76		1,515.82
Check	10/31/2022				Bank Charges		145.02	1,370.80
Deposit	11/30/2022			Deposit	Interest	1.98		1,372.78
Check	11/30/2022				Bank Charges		70.02	1,302.76
Deposit	12/31/2022			Deposit	Interest	2.17		1,304.93
Check	12/31/2022				Bank Charges		70.01	1,234.92
Deposit	01/31/2023			Deposit	Interest	2.25		1,237.17
Check	01/31/2023				Bank Charges		70.01	1,167.16
Deposit	02/28/2023			Deposit	Interest	2.03		1,169.19
Check	02/28/2023				Bank Charges		75.01	1,094.18
Deposit	03/31/2023			Deposit	Interest	2.16		1,096.34
Check	03/31/2023				Bank Charges		75.01	1,021.33
Deposit	04/30/2023			Deposit	Interest	2.04		1,023.37
Check	04/30/2023				Bank Charges		75.01	948.36
Deposit	05/31/2023			Deposit	Interest	2.06		950.42
Check	05/31/2023				Bank Charges		75.01	875.41
Total PNC Ck 8707						19.95	865.16	875.41
Comerica Ck 9257								98,789.00
Check	07/14/2022	2874	Perdue, Brandon, Fielder, Collins &...	Invoice 0066482	Collection Expense		1,167.14	97,601.86
Check	07/14/2022	2875	Bob Leared Interests	July 2022	Professional Fees		1,781.32	95,820.54
Check	07/14/2022	2876	Vait Darlene & Patrick	Tax Refund 2021	Refunds		173.70	95,646.84
Check	07/14/2022	2877	Haddox, Cliff T	Tax Refund 2021	Refunds		212.12	95,434.72
Check	07/14/2022	2878	Element Fleet Corporation	9900-021-0477 Tax Ref...	Refunds		1.28	95,433.44
Check	07/14/2022	2873	Harris County FWSD #58 General ...	June 2022	Maintenance Tax Trf		363.27	95,070.17
General Journal	07/14/2022	19		Tax Cks Cut to pay main...	Interfund Receivable		96,845.60	(1,775.43)
General Journal	07/14/2022	19		pay tax from maintenance	Interfund Receivable	97,445.60		95,670.17
General Journal	07/15/2022	20		Ck #2913 to IDS	Interfund Receivable		3,662.77	92,007.40
General Journal	07/31/2022	21		Uncleared maintenance ...	-SPLIT-	2,202.64		94,210.04
Check	08/11/2022	2914	Bob Leared Interests	August 2022	Professional Fees		1,410.74	92,799.30
Check	08/11/2022	2915	Harris County FWSD #58 General ...	July 2022	Maintenance Tax Trf		2,381.43	90,417.87
Check	08/11/2022	2916	The Bank of New York Mellon	Loan#: HCFWSD58-20	Bond Interest		38,141.26	52,276.61
Check	08/31/2022	2879	Pro Air		Interfund Receivable		1,874.00	50,302.61
Check	08/31/2022	2884	Amanda Araguz		Interfund Receivable		28.35	50,274.26
Check	08/31/2022	2885	Dorain Johnson		Interfund Receivable		200.29	50,073.97
Check	09/08/2022	2917	Perdue, Brandon, Fielder, Collins &...	Invoice 00067703	Collection Expense		80.36	49,993.61
Check	09/08/2022	2918	Harris County Appraisal District	Cust ID 258 Inv PSI 220...	-SPLIT-		1,770.00	48,223.61
Check	09/08/2022	2919	Hill Jerry	Tax Refund	Refunds		595.84	47,627.77
Check	09/08/2022	2920	Vlassakis, John Micheal	Tax Refund 21211 Flam...	Refunds		173.70	47,454.07
Check	09/08/2022	2921	Harris County FWSD #58 General ...	August 2022	Maintenance Tax Trf		3,701.10	43,752.97
Check	09/08/2022	2922	Bob Leared Interests	Sept 2022	Professional Fees		1,494.20	42,258.77
Check	09/12/2022	2923	Void	Loan 994300260300001	Bond Interest			42,258.77
Check	09/14/2022	2924	Trust Government Finance		Bond Interest		8,093.76	34,165.01
Check	10/13/2022	2925	Perdue, Brandon, Fielder, Collins &...	Invoice 00068323	Collection Expense		1,629.69	32,635.32
Check	10/13/2022	2926	Houston Chronicle	Inv #34229244 Bill #200...	Collection Expense		850.90	31,784.42
Check	10/13/2022	2927	Harco Insurance Services	HAR-58 Tax Collector B...	-SPLIT-		375.00	31,409.42
Check	10/13/2022	2928	Harris County FWSD #58 General ...	Sept 2022	Maintenance Tax Trf		3,050.62	28,358.80
Check	10/14/2022	2929	Bob Leared Interests	Oct 2022	Professional Fees		1,675.86	26,682.94
Transfer	10/14/2022			Funds Transfer	Interfund Receivable	3,662.77		30,345.71
Check	11/10/2022	2930	Perdue, Brandon, Fielder, Collins &...	Invoice 00068855	Collection Expense		1,036.11	29,309.60
Check	11/10/2022	2931	Bob Leared Interests	Nov 2022	Professional Fees		1,524.08	27,785.52
Check	11/10/2022	2932	Harris County FWSD #58 General ...	Oct 2022	Maintenance Tax Trf		7,424.02	20,361.50
Check	12/08/2022	2938	Harris Central Appraisal District	Cust ID 258 Inv PSI 220...	-SPLIT-		1,783.00	18,578.50
Check	12/08/2022	2934	Bob Leared Interests	Dec 2022	Professional Fees		1,687.46	16,891.04
Check	12/08/2022	2935	Greg E. Christiansen	2022 Tax Refund 0555-0...	Refunds		167.65	16,723.39
Check	12/08/2022	2936	Perdue, Brandon, Fielder, Collins &...	Invoice 00069552	Collection Expense		178.36	16,005.03
Check	12/08/2022	2937	Harris County FWSD #58 General ...	Nov 2022	Maintenance Tax Trf		46,775.14	(30,770.11)
Transfer	12/09/2022			Funds Transfer	Allegiance / Stellar	40,000.00		9,229.89
Check	01/12/2023	2939	The Bank of New York Mellon	A/C HCFWSD58-20 Inv ...	Administrative Expe...		750.00	8,479.89
Check	01/12/2023	2940	Bob Leared Interests	January 2023	Professional Fees		2,501.20	5,978.69
Check	01/12/2023	2941	Corelogic	Holloway Wesley T 0551...	Refunds		293.50	5,685.19
Check	01/12/2023	2942	Popp Hutcheson PLLC	Case 2021-60206 2021 ...	Refunds		11.42	5,673.77
Check	01/12/2023	2943	Harris County FWSD #58 General ...	December 2022	Maintenance Tax Trf		395,854.42	(390,180.65)
Check	01/12/2023	2933	Harris Central Appraisal District	Cust ID 258 Inv PSI 230...	-SPLIT-		1,783.00	(391,963.65)
Transfer	01/13/2023			Transfer Funds	Allegiance / Stellar	395,000.00		3,036.35
Check	02/09/2023	2944	The Bank of New York Mellon	A/C HCFWSD58-20 Inv ...	-SPLIT-		43,141.26	(40,104.91)
Check	02/09/2023	2945	Perdue, Brandon, Fielder, Collins &...	Invoice 00070652	Collection Expense		88.13	(40,193.04)
Check	02/09/2023	2946	Respass Timothy Lynn	Tax Refund	Refunds		167.65	(40,360.69)
Check	02/09/2023	2947	Molina Noe & Maria	Tax Refund	Refunds		167.65	(40,528.34)
Check	02/09/2023	2948	Bob Leared Interests	February 2023	Professional Fees		1,258.98	(41,787.30)
Check	02/09/2023	2949	Harris County FWSD #58 General ...	January 2023	Maintenance Tax Trf		227,080.35	(268,867.65)
Transfer	02/10/2023			Feb 2023	Allegiance / Stellar	270,000.00		1,132.35
Check	03/09/2023	2950	Perdue, Brandon, Fielder, Collins &...	Invoice 00071068	Collection Expense		365.55	766.80
Check	03/09/2023	2951	Harris Central Appraisal District	Cust ID 258 Inv PSI 230...	-SPLIT-		1,857.00	(1,090.20)
Check	03/09/2023	2952	Bob Leared Interests	March 2023	Professional Fees		1,507.58	(2,597.78)
Check	03/09/2023	2953	Harris County FWSD #58 General ...	February 2023	Maintenance Tax Trf		24,073.80	(26,671.58)
Transfer	03/16/2023			Funds Transfer	Allegiance / Stellar	30,000.00		3,328.42
Check	03/22/2023	2954	Void	Loan# HCFWSD58-20	-SPLIT-			3,328.42
Check	03/22/2023	2955	Trust Government Finance	Loan 994300260300001	-SPLIT-		208,093.75	(204,765.33)
Transfer	03/22/2023			Funds Transfer	Allegiance / Stellar	252,000.00		47,234.67
Check	04/13/2023	2956	Bob Leared Interests	April 2023	Professional Fees		2,053.67	45,181.00
Check	04/13/2023	2957	Harris County FWSD #58 General ...	March 2023	Maintenance Tax Trf		17,880.38	27,300.62

Harris County FWSD #58 Debt Service Account
General Ledger

As of May 31, 2023

Type	Date	Num	Name	Memo	Split	Debit	Credit	Balance
Check	05/11/2023	2958	Bob Leared Interests	May 2023	Professional Fees		1,410.72	25,889.90
Check	05/11/2023	2959	Thomisse Kathy / Haddix Rex	Tax Refund	Refunds		167.65	25,722.25
Check	05/11/2023	2960	Colburn Martha G	Tax Refund 1125 W Stro...	Refunds		154.57	25,567.68
Check	05/11/2023	2961	Harris County FWSD #58 General ...	April 2023	Maintenance Tax Trf		2,386.68	23,181.00
Total Comerica Ck 9257						1,090,311.01	1,165,899.01	23,181.00
Allegiance / Stellar								
Deposit	07/29/2022			Deposit	Receipts	2,565.05		373,520.44
Deposit	08/31/2022			Deposit	Receipts	12,063.51		376,085.49
Deposit	09/30/2022			Deposit	Receipts	3,917.24		388,149.00
Deposit	10/31/2022			Deposit	Receipts	9,062.11		392,066.24
Deposit	11/30/2022			Deposit	Receipts	60,475.35		401,128.35
Transfer	12/09/2022			Funds Transfer	Comerica Ck 9257		40,000.00	461,603.70
Deposit	12/31/2022			Deposit	Receipts	237,866.03		421,603.70
Transfer	01/13/2023			Transfer Funds	Comerica Ck 9257		395,000.00	659,469.73
Deposit	01/31/2023			Deposit	Receipts	592,412.49		264,469.73
Check	02/02/2023				NSF Check		1,725.14	856,882.22
Transfer	02/10/2023			Feb	Comerica Ck 9257		270,000.00	855,157.08
Deposit	02/28/2023			Deposit	Receipts	89,506.30		585,157.08
Deposit	03/01/2023			Deposit	Receipts	9,064.73		674,663.38
Transfer	03/16/2023			Funds Transfer	Comerica Ck 9257		30,000.00	683,728.11
Transfer	03/22/2023			Funds Transfer	Comerica Ck 9257		252,000.00	653,728.11
Deposit	04/10/2023			Deposit	Receipts	39,606.08		401,728.11
Deposit	04/28/2023			Deposit	Receipts	10,456.80		441,334.19
Check	04/28/2023				NSF Check		1,739.32	451,790.99
Deposit	05/31/2023			Deposit	Receipts	14,938.86		460,051.67
Total Allegiance / Stellar						1,081,934.55	990,464.46	464,990.53
Total Cash						2,172,265.51	2,157,228.63	489,046.94
Interfund Receivable								
General Journal	07/14/2022	19		Tax Cks Cut to pay main...	-SPLIT-	96,845.60		600.00
General Journal	07/14/2022	19		pay tax from maintenance	Interfund Receivable		97,445.60	97,445.60
General Journal	07/15/2022	20		Ck #2913 to IDS	Comerica Ck 9257	3,662.77		0.00
General Journal	07/31/2022	21		-MULTIPLE-	Comerica Ck 9257		2,202.64	3,662.77
Check	08/31/2022	2879	Pro Air		Comerica Ck 9257	1,974.00		1,460.13
Check	08/31/2022	2884	Amanda Araguz		Comerica Ck 9257	28.35		3,434.13
Check	08/31/2022	2885	Dorain Johnson		Comerica Ck 9257	200.29		3,462.48
Transfer	10/14/2022			Funds Transfer	Comerica Ck 9257		3,662.77	3,662.77
Total Interfund Receivable						102,711.01	103,311.01	0.00
Escrowed Taxes								
Total Escrowed Taxes								(120,700.00)
								(120,700.00)
2020 Bond Debt								
Check	03/22/2023	2954	Void	HARRIS CTY FWSD #5...	Comerica Ck 9257			0.00
Total 2020 Bond Debt						0.00	0.00	0.00
Opening Bal Equity								
Total Opening Bal Equity								(517,468.86)
								(517,468.86)
Retained Earnings								
Total Retained Earnings								163,558.80
								163,558.80
Receipts								
Deposit	07/29/2022			Deposit	Allegiance / Stellar	2,565.05		0.00
Deposit	08/31/2022			Deposit	Allegiance / Stellar	12,063.51		(2,565.05)
Deposit	09/30/2022			Deposit	Allegiance / Stellar	3,917.24		(14,628.56)
Deposit	10/31/2022			Deposit	Allegiance / Stellar	9,062.11		(18,545.80)
Deposit	11/30/2022			Deposit	Allegiance / Stellar	60,475.35		(27,607.91)
Deposit	12/31/2022			Deposit	Allegiance / Stellar	592,412.49		(88,083.26)
Deposit	01/31/2023			Deposit	Allegiance / Stellar	89,506.30		(325,949.29)
Deposit	02/28/2023			Deposit	Allegiance / Stellar	9,064.73		(918,361.78)
Deposit	03/01/2023			Deposit	Allegiance / Stellar	89,506.30		(1,007,868.08)
Deposit	03/10/2023			Deposit	Allegiance / Stellar	9,064.73		(1,016,932.81)
Deposit	04/10/2023			Deposit	Allegiance / Stellar	39,606.08		(1,056,538.89)
Deposit	04/28/2023			Deposit	Allegiance / Stellar	10,456.80		(1,066,995.69)
Deposit	05/31/2023			Deposit	Allegiance / Stellar	14,938.86		(1,081,934.55)
Total Receipts						0.00	1,081,934.55	(1,081,934.55)
Interest								
Deposit	07/31/2022			Deposit	PNC Ck 8707		0.80	0.00
Deposit	08/31/2022			Deposit	PNC Ck 8707		1.40	(0.80)
Deposit	09/30/2022			Deposit	PNC Ck 8707		1.30	(2.20)
Deposit	10/31/2022			Deposit	PNC Ck 8707		1.76	(3.50)
Deposit	11/30/2022			Deposit	PNC Ck 8707		1.98	(5.26)
Deposit	12/31/2022			Deposit	PNC Ck 8707		2.17	(7.24)
Deposit	01/31/2023			Deposit	PNC Ck 8707		2.25	(9.41)
Deposit	02/28/2023			Deposit	PNC Ck 8707		2.03	(11.66)
Deposit	03/31/2023			Deposit	PNC Ck 8707		2.16	(13.69)
Deposit	04/30/2023			Deposit	PNC Ck 8707		2.04	(15.85)
Deposit	05/31/2023			Deposit	PNC Ck 8707		2.06	(17.89)
Total Interest						0.00	19.95	(19.95)

General Ledger

As of May 31, 2023

Type	Date	Num	Name	Memo	Split	Debit	Credit	Balance
NSF Check								0.00
Check	02/02/2023				Allegiance / Stellar	1,725.14		1,725.14
Check	04/28/2023				Allegiance / Stellar	1,739.32		3,464.46
Total NSF Check						3,464.46	0.00	3,464.46
Bond Interest								0.00
Check	08/11/2022	2916	The Bank of New York Mellon	HCFWSD58-20	Comerica Ck 9257	38,141.26		38,141.26
Check	09/12/2022	2923	Void	Loan 994300260300001	Comerica Ck 9257	0.00		38,141.26
Check	09/14/2022	2924	Trust Government Finance		Comerica Ck 9257	8,093.76		46,235.02
Check	02/09/2023	2944	The Bank of New York Mellon	A/C HCFWSD58-20 Inv ...	Comerica Ck 9257	38,141.26		84,376.28
Check	03/22/2023	2954	Void	Loan# HCFWSD58-20	Comerica Ck 9257			84,376.28
Check	03/22/2023	2955	Trust Government Finance	Loan 994300260300001	Comerica Ck 9257	8,093.75		92,470.03
Total Bond Interest						92,470.03	0.00	92,470.03
Bond Redemption								0.00
Check	02/09/2023	2944	The Bank of New York Mellon	A/C HCFWSD58-20 Inv ...	Comerica Ck 9257	5,000.00		5,000.00
Check	03/22/2023	2955	Trust Government Finance	Loan 994300260300001	Comerica Ck 9257	200,000.00		205,000.00
Total Bond Redemption						205,000.00	0.00	205,000.00
Administrative Expense								0.00
Check	09/08/2022	2918	Harris County Appraisal District	Cust ID 258 Inv PSI 220...	Comerica Ck 9257	1,770.00		1,770.00
Check	10/13/2022	2927	Harco Insurance Services	Tax Collector Bond	Comerica Ck 9257	375.00		2,145.00
Check	12/08/2022	2938	Harris Central Appraisal District	Cust ID 258 Inv PSI 220...	Comerica Ck 9257	1,783.00		3,928.00
Check	01/12/2023	2939	The Bank of New York Mellon	A/C HCFWSD58-20 Inv ...	Comerica Ck 9257	750.00		4,678.00
Check	01/12/2023	2933	Harris Central Appraisal District	Cust ID 258 Inv PSI 230...	Comerica Ck 9257	1,783.00		6,461.00
Check	03/09/2023	2951	Harris Central Appraisal District	Cust ID 258 Inv PSI 230...	Comerica Ck 9257	1,857.00		8,318.00
Total Administrative Expense						8,318.00	0.00	8,318.00
Collection Expense								0.00
Check	07/14/2022	2874	Perdue, Brandon, Fielder, Collins &...	Invoice 0066482	Comerica Ck 9257	1,167.14		1,167.14
Check	09/08/2022	2917	Perdue, Brandon, Fielder, Collins &...	Invoice 00067703	Comerica Ck 9257	80.36		1,247.50
Check	10/13/2022	2925	Perdue, Brandon, Fielder, Collins &...	Invoice 00068323	Comerica Ck 9257	1,529.69		2,777.19
Check	10/13/2022	2926	Houston Chronicle	Adv #20014528 Bill #20...	Comerica Ck 9257	850.90		3,628.09
Check	11/10/2022	2930	Perdue, Brandon, Fielder, Collins &...	Invoice 00068855	Comerica Ck 9257	1,036.11		4,664.20
Check	12/08/2022	2936	Perdue, Brandon, Fielder, Collins &...	Invoice 00069552	Comerica Ck 9257	718.36		5,382.56
Check	02/09/2023	2945	Perdue, Brandon, Fielder, Collins &...	Invoice 00070652	Comerica Ck 9257	88.13		5,470.69
Check	03/09/2023	2950	Perdue, Brandon, Fielder, Collins &...	Invoice 00071068	Comerica Ck 9257	365.55		5,836.24
Total Collection Expense						5,836.24	0.00	5,836.24
Maintenance Tax Trf								0.00
Check	07/14/2022	2873	Harris County FWSD #58 General ...	June 2022	Comerica Ck 9257	363.27		363.27
Check	08/11/2022	2915	Harris County FWSD #58 General ...	July 2022	Comerica Ck 9257	2,381.43		2,744.70
Check	09/08/2022	2921	Harris County FWSD #58 General ...	August 2022	Comerica Ck 9257	3,701.10		6,445.80
Check	10/13/2022	2928	Harris County FWSD #58 General ...	Sept 2022	Comerica Ck 9257	3,050.62		9,496.42
Check	11/10/2022	2932	Harris County FWSD #58 General ...	Oct 2022	Comerica Ck 9257	7,424.02		16,920.44
Check	12/08/2022	2937	Harris County FWSD #58 General ...	Nov 2022	Comerica Ck 9257	46,775.14		63,695.58
Check	01/12/2023	2943	Harris County FWSD #58 General ...	December 2022	Comerica Ck 9257	395,854.42		459,550.00
Check	02/09/2023	2949	Harris County FWSD #58 General ...	January 2023	Comerica Ck 9257	227,080.35		686,630.35
Check	03/09/2023	2953	Harris County FWSD #58 General ...	February 2023	Comerica Ck 9257	24,073.80		710,704.15
Check	04/13/2023	2957	Harris County FWSD #58 General ...	March 2023	Comerica Ck 9257	17,880.38		728,584.53
Check	05/11/2023	2961	Harris County FWSD #58 General ...	April 2023	Comerica Ck 9257	2,386.68		730,971.21
Total Maintenance Tax Trf						730,971.21	0.00	730,971.21
Professional Fees								0.00
Check	07/14/2022	2875	Bob Leared Interests	July 2022	Comerica Ck 9257	1,781.32		1,781.32
Check	08/11/2022	2914	Bob Leared Interests	August 2022	Comerica Ck 9257	1,410.74		3,192.06
Check	09/08/2022	2922	Bob Leared Interests	Sept 2022	Comerica Ck 9257	1,494.20		4,686.26
Check	10/14/2022	2929	Bob Leared Interests	Oct 2022	Comerica Ck 9257	1,675.86		6,362.12
Check	11/10/2022	2931	Bob Leared Interests	Nov 2022	Comerica Ck 9257	1,524.08		7,886.20
Check	12/08/2022	2934	Bob Leared Interests	Dec 2022	Comerica Ck 9257	1,687.46		9,573.66
Check	01/12/2023	2940	Bob Leared Interests	January 2023	Comerica Ck 9257	2,501.20		12,074.86
Check	02/09/2023	2948	Bob Leared Interests	February 2023	Comerica Ck 9257	1,258.96		13,333.82
Check	03/09/2023	2952	Bob Leared Interests	March 2023	Comerica Ck 9257	1,507.58		14,841.40
Check	04/13/2023	2956	Bob Leared Interests	April 2023	Comerica Ck 9257	2,053.67		16,895.07
Check	05/11/2023	2958	Bob Leared Interests	May 2023	Comerica Ck 9257	1,410.72		18,305.79
Total Professional Fees						18,305.79	0.00	18,305.79
Refunds								0.00
Check	07/14/2022	2876	Valt Darlene & Patrick	20511 Appaloosa	Comerica Ck 9257	173.70		173.70
Check	07/14/2022	2877	Haddox, Cliff T	20706 Squaw Vallet Tri	Comerica Ck 9257	212.12		385.82
Check	07/14/2022	2878	Element Fleet Corporation	9900-021-0477 Tax Ref...	Comerica Ck 9257	1.28		387.10
Check	09/08/2022	2919	Hill Jerry	20730 Squaw Valley	Comerica Ck 9257	595.84		982.94
Check	09/08/2022	2920	Vlasiak, John Micheal	Tax Refund 21211 Flam...	Comerica Ck 9257	173.70		1,156.64
Check	12/08/2022	2935	Greg E. Christiansen	2022 Tax Refund 0555-0...	Comerica Ck 9257	167.65		1,324.29
Check	01/12/2023	2941	Corelogic	20011 Flying Cloud	Comerica Ck 9257	293.50		1,617.79
Check	01/12/2023	2942	Popp Hutcheson PLLC	Gelco Fleet Trust 2143150	Comerica Ck 9257	11.42		1,629.21
Check	02/09/2023	2946	Respass Timothy Lynn	Tax Refund	Comerica Ck 9257	167.65		1,796.86
Check	02/09/2023	2947	Molina Noe & Maria	Tax Refund	Comerica Ck 9257	167.65		1,964.51
Check	05/11/2023	2959	Thomisse Kathy / Haddix Rex	20811 Little Deer	Comerica Ck 9257	167.65		2,132.16
Check	05/11/2023	2960	Colburn Martha G	Tax Refund 1125 W Stro...	Comerica Ck 9257	154.57		2,286.73
Total Refunds						2,286.73	0.00	2,286.73

General Ledger

As of May 31, 2023

Type	Date	Num	Name	Memo	Split	Debit	Credit	Balance
Bank Charges								0.00
Check	07/31/2022				PNC Ck 8707	70.02		70.02
Check	08/31/2022				PNC Ck 8707	70.02		140.04
Check	09/30/2022				PNC Ck 8707	70.02		210.06
Check	10/31/2022				PNC Ck 8707	145.02		355.08
Check	11/30/2022				PNC Ck 8707	70.02		425.10
Check	12/31/2022				PNC Ck 8707	70.01		495.11
Check	01/31/2023				PNC Ck 8707	70.01		565.12
Check	02/28/2023				PNC Ck 8707	75.01		640.13
Check	03/31/2023				PNC Ck 8707	75.01		715.14
Check	04/30/2023				PNC Ck 8707	75.01		790.15
Check	05/31/2023				PNC Ck 8707	75.01		865.16
Total Bank Charges						<u>865.16</u>	<u>0.00</u>	<u>865.16</u>
TOTAL						<u><u>3,342,494.14</u></u>	<u><u>3,342,494.14</u></u>	<u><u>0.00</u></u>

Harris County FWSO #58 General Account
Balance Sheet
As of May 31, 2023

3:12 PM
06/07/23
Cash Basis

	Jul 31, 22	Aug 31, 22	Sep 30, 22	Oct 31, 22	Nov 30, 22	Dec 31, 22	Jan 31, 23	Feb 28, 23	Mar 31, 23	Apr 30, 23	May 31, 23
ASSETS											
Current Assets											
Checking/Savings											
Comerica 6265	0.00	29,327.07	871.44	30,091.28	20,132.20	16,631.95	15,943.71	11,437.96	3,110.12	74,654.38	6,490.90
Comerica 2778	16,129.85	14,851.22	27,627.40	52,162.86	22,482.33	24,302.53	30,954.48	19,629.46	29,872.71	22,106.20	77,822.39
Comerica 111931	1,310,247.64	1,291,712.40	1,259,654.51	1,146,906.72	1,155,888.97	1,148,054.71	1,142,173.47	1,065,154.97	1,592,914.27	1,581,893.95	1,604,948.73
PNC 5437-8811	130,008.14	130,110.12	130,208.10	130,341.31	130,510.21	130,708.68	130,927.91	131,136.25	131,375.67	131,620.62	131,868.07
PNC 5437-8627	650.65	581.20	511.68	417.27	347.87	278.44	208.95	184.31	59.57	(15.33)	(90.33)
Total Checking	1,457,036.28	1,466,562.01	1,418,873.13	1,359,919.44	1,329,361.58	1,319,976.31	1,320,208.52	1,227,492.95	1,757,332.34	1,810,259.82	1,821,059.76
Money Market											
Plains State Bank	108,348.66	108,426.88	108,502.63	108,543.06	108,656.84	108,735.28	108,813.78	158,894.73	156,963.34	109,039.47	109,119.19
Total Money Market	108,348.66	108,426.88	108,502.63	108,543.06	108,656.84	108,735.28	108,813.78	158,894.73	156,963.34	109,039.47	109,119.19
Total Checking/Savings	1,565,384.94	1,575,008.89	1,527,375.76	1,468,462.50	1,438,018.42	1,428,711.59	1,429,022.30	1,386,377.68	1,916,295.68	1,919,299.29	1,930,178.1
Other Current Assets											
Capital Projects Rec	1,745,320.16	1,745,320.16	1,745,320.16	1,745,320.16	1,745,320.16	1,745,320.16	1,745,320.16	1,745,320.16	1,745,320.16	1,745,320.16	1,745,320.16
Deposits in Transit	0.00	0.00	3,701.10	3,050.62	8,500.00	46,775.14	395,854.42	622,934.77	0.00	0.00	0.00
Accounts Receivable - Oil & Gas	0.00	0.00	0.00	0.00	8,500.00	8,500.00	8,500.00	8,500.00	8,500.00	8,500.00	8,500.00
Total Other Current Assets	1,745,320.16	1,745,320.16	1,749,021.26	1,748,370.78	1,753,820.16	1,800,595.30	2,149,674.58	2,376,754.93	1,753,820.16	1,753,820.16	1,753,820.16
Total Current Assets	3,310,705.10	3,320,329.05	3,276,397.02	3,216,833.28	3,191,838.58	3,229,306.89	3,578,696.88	3,763,132.61	3,670,115.84	3,673,119.45	3,683,999.11
Fixed Assets											
Community Center Capital Costs	37,692.00	37,692.00	37,692.00	37,692.00	37,692.00	37,692.00	37,692.00	37,692.00	37,692.00	37,692.00	37,692.00
Total Fixed Assets	37,692.00	37,692.00	37,692.00	37,692.00	37,692.00	37,692.00	37,692.00	37,692.00	37,692.00	37,692.00	37,692.00
TOTAL ASSETS	3,348,397.10	3,358,021.05	3,314,089.02	3,254,525.28	3,229,530.58	3,266,998.89	3,616,388.88	3,800,824.61	3,707,807.84	3,710,811.45	3,721,691.11
LIABILITIES & EQUITY											
Liabilities											
Current Liabilities											
Other Current Liabilities	130,000.00	130,000.00	130,000.00	130,000.00	130,000.00	130,000.00	130,000.00	130,000.00	130,000.00	130,000.00	130,000.00
Drainage Project	3,662.77	3,662.77	3,662.77	3,662.77	3,662.77	3,662.77	3,662.77	3,662.77	3,662.77	3,662.77	3,662.77
Inter Fund Payable	133,662.77	133,662.77	133,662.77	133,662.77	133,662.77	133,662.77	133,662.77	133,662.77	133,662.77	133,662.77	133,662.77
Total Other Current Liabilities	133,662.77	133,662.77	133,662.77	133,662.77	133,662.77	133,662.77	133,662.77	133,662.77	133,662.77	133,662.77	133,662.77
Total Current Liabilities	133,662.77	133,662.77	133,662.77	133,662.77	133,662.77	133,662.77	133,662.77	133,662.77	133,662.77	133,662.77	133,662.77
Equity											
Opening Bal Equity	829,727.53	829,727.53	829,727.53	829,727.53	829,727.53	829,727.53	829,727.53	829,727.53	829,727.53	829,727.53	829,727.53
Retained Earnings	2,437,707.02	2,437,707.02	2,437,707.02	2,437,707.02	2,437,707.02	2,437,707.02	2,437,707.02	2,437,707.02	2,437,707.02	2,437,707.02	2,437,707.02
Net Income	(52,700.22)	(43,076.27)	(87,008.30)	(142,909.27)	(167,903.97)	(130,435.66)	218,954.33	403,390.06	310,373.29	313,376.90	324,256.56
Total Equity	3,214,734.33	3,224,358.28	3,180,426.25	3,124,525.28	3,099,530.58	3,136,998.89	3,486,388.88	3,670,824.61	3,577,807.84	3,580,811.45	3,591,691.11
TOTAL LIABILITIES & EQUITY	3,348,397.10	3,358,021.05	3,314,089.02	3,254,525.28	3,229,530.58	3,266,998.89	3,616,388.88	3,800,824.61	3,707,807.84	3,710,811.45	3,721,691.11

Harris County FWSD #58 General Account
Profit & Loss
July 2022 through May 2023

	Jul 22	Aug 22	Sep 22	Oct 22	Nov 22	Dec 22	Jan 23	Feb 23	Mar 23	Apr 23	May 23	TOTAL
Ordinary Income/Expense												
Income												
Service Fees/Water Taps	47,521.40	65,135.85	52,435.85	67,239.47	67,339.96	55,697.35	55,990.13	43,881.09	67,294.54	50,277.49	73,153.47	645,966.60
Maintenance Transfer	363.27	2,381.43	3,701.10	3,050.62	7,424.02	46,775.14	395,864.42	227,080.35	24,073.80	17,880.38	2,386.68	730,971.21
Interest	306.23	479.26	664.29	956.89	2,509.49	2,763.55	2,808.21	2,435.26	3,544.98	3,639.46	4,025.04	24,132.66
NSF Checks	0.00	(78.65)	0.00	0.00	(83.82)	(77.48)	0.00	(250.53)	(80.39)	0.00	0.00	(570.87)
Total Income	48,190.90	67,917.89	56,801.24	71,246.98	77,189.65	105,158.56	454,652.76	273,146.17	94,832.93	71,797.33	79,565.19	1,400,499.60
Gross Profit	48,190.90	67,917.89	56,801.24	71,246.98	77,189.65	105,158.56	454,652.76	273,146.17	94,832.93	71,797.33	79,565.19	1,400,499.60
Expense												
Administrative Expense	2,466.71	1,997.07	3,709.86	1,775.00	3,369.35	2,066.75	9,219.76	22,660.00	575.00	923.58	(2,642.87)	46,120.21
Bank Charges	382.75	278.94	322.23	451.94	618.98	425.78	372.82	422.39	603.30	528.41	588.19	4,975.73
City Water Contract	4,114.85	7,345.70	11,337.04	6,580.53	6,108.98	6,763.52	4,650.94	5,023.93	4,558.28	4,200.54	4,871.47	65,555.77
Community Center	2,619.58	395.91	577.93	3,509.19	751.79	1,609.55	9,615.40	669.42	2,492.19	3,665.97	19,827.44	45,734.3
Deposit Refunds	680.83	960.15	676.03	931.19	387.21	1,063.61	(23.46)	232.64	275.58	544.10	417.59	6,145.47
Engineering Operations	1,274.05	3,177.00	2,535.85	1,971.25	35,599.35	14,779.99	22,698.59	318.48	12,946.15	3,396.21	0.00	98,696.92
Drainage Project	2,030.51	0.00	2,484.37	3,188.57	5,338.96	1,894.44	3,477.13	8,077.69	8,016.66	10,136.36	5,208.13	49,852.82
Engineering	358.21	0.00	1,852.11	682.94	334.24	138.55	0.00	453.86	477.50	322.69	318.48	4,938.58
Engineering Capital Costs	3,662.77	3,177.00	6,872.33	5,842.76	41,272.55	16,812.98	26,175.72	8,850.03	21,440.31	13,855.26	5,526.61	153,488.32
Total Engineering Operations	0.00	0.00	0.00	28,796.32	0.00	0.00	0.00	0.00	0.00	0.00	0.00	28,796.32
Insurance	3,867.36	3,853.71	6,325.10	5,886.26	5,306.26	4,574.86	6,341.72	5,232.86	5,293.22	3,826.11	4,350.13	54,857.59
Legal	0.00	0.00	0.00	6,180.00	0.00	6,180.00	2,060.00	2,060.00	2,060.00	0.00	0.00	18,540.00
Security	68,629.94	20,720.46	62,787.48	54,278.61	34,572.30	18,352.59	33,428.62	34,934.09	43,226.94	30,564.43	29,108.46	430,603.92
Maintenance	0.00	0.00	0.00	0.00	0.00	0.00	0.00	0.00	96,899.85	0.00	0.00	96,899.85
Maintenance Capital Costs	68,629.94	20,720.46	62,787.48	54,278.61	34,572.30	18,352.59	33,428.62	34,934.09	140,126.79	30,564.43	29,108.46	527,503.77
Total System Operations	6,308.41	5,972.58	6,096.85	5,596.10	6,119.88	6,537.22	6,820.24	6,470.07	6,254.85	5,640.81	0.00	61,817.01
Utilities	8,011.92	3,248.42	2,028.42	548.05	877.05	754.49	1,615.01	655.01	784.18	1,658.51	2,358.51	22,539.57
Swimming Pool	146.00	10,344.00	0.00	6,772.00	2,800.00	2,548.90	4,986.00	1,500.00	3,386.00	3,386.00	4,300.00	40,168.90
Yards and Grounds	100,891.12	56,293.94	100,733.27	127,147.95	102,184.35	67,690.25	105,262.77	88,710.44	187,849.70	68,793.72	68,685.53	1,076,243.04
Total Expense	(52,700.22)	9,623.95	(43,932.03)	(55,900.97)	(24,994.70)	37,468.31	349,389.99	184,435.73	(93,016.77)	3,003.61	10,879.66	324,256.5F
Net Ordinary Income	(52,700.22)	9,623.95	(43,932.03)	(55,900.97)	(24,994.70)	37,468.31	349,389.99	184,435.73	(93,016.77)	3,003.61	10,879.66	324,256.5F
Net Income	(52,700.22)	9,623.95	(43,932.03)	(55,900.97)	(24,994.70)	37,468.31	349,389.99	184,435.73	(93,016.77)	3,003.61	10,879.66	324,256.5F

Harris County FWSD #58 General Account
General Ledger

As of May 31, 2023

Type	Date	Num	Name	Memo	Split	Debit	Credit	Balance
Checking								1,495,546.70
Comerica 6265								0.00
Transfer	08/10/2022		Comerica Bank	Reduce balance	Comerica 2778	35,000.00		35,000.00
Transfer	08/10/2022		Comerica Bank	Cover 8/11 Checks	Comerica 111931	40,000.00		75,000.00
Check	08/11/2022	1001	DS Recreational Services, ...	Inv 6847	Swimming Pool		3,200.00	71,800.00
Check	08/11/2022	1002	Frontier Communications	281-324-3338-061218-5	Swimming Pool		48.42	71,751.58
Check	08/11/2022	1003	Baywood Exterminating Co.	inv 472230	Community Center		65.00	71,686.58
Check	08/11/2022	1004	Tolunay-Wong Engineers, ...	Inv 22-5219R Culvert Installation	Drainage Project		3,177.00	68,509.58
Check	08/11/2022	1005	O J Armstrong	July DSL	Administrative Exp...		90.00	68,419.58
Check	08/11/2022	1006	E.F. Cooke, III	July DSL	Administrative Exp...		90.00	68,329.58
Check	08/11/2022	1007	Harry Haupt	July DSL	Administrative Exp...		90.00	68,239.58
Check	08/11/2022	1008	L. J. Stefaniak	July DSL	Administrative Exp...		90.00	68,149.58
Check	08/11/2022	1009	Ron Warfield	July DSL	Administrative Exp...		90.00	68,059.58
Check	08/11/2022	1010	CenterPoint Energy	6347065-2	Community Center		30.39	68,029.19
Check	08/11/2022	1011	M. Marlon Ivy Associates, I...	Invoices 0722- 22475, & 22476	-SPLIT-		13,815.72	54,213.47
Check	08/11/2022	1012	Elizabeth & John Hernandez	20333 Night Bird - Deposit Refund	Deposit Refunds		210.01	54,003.46
Check	08/11/2022	1013	Nancy & Richard Montes	20523 Appaloosa - Deposit Refund	Deposit Refunds		136.18	53,867.28
Check	08/11/2022	1014	Harry Roberts	2127 Papoose Tri - Deposit Refund	Deposit Refunds		38.54	53,828.74
Check	08/11/2022	1015	Tara Clevenger	20906 Flaming Arrow - Deposit Re...	Deposit Refunds		91.54	53,737.20
Check	08/11/2022	1016	Ruben Torres	2119 Round Wind - Deposit Refund	Deposit Refunds		483.88	53,253.32
Check	08/11/2022	1017	Water Utility Services, Inc	Invoice 72761	Maintenance		92.00	53,161.32
Check	08/11/2022	1018	Elite Pumps & Mechanical ...	Invoice 10732	Maintenance		1,320.00	51,841.32
Check	08/11/2022	1019	Envirodyne Laboratories, Inc	inv 84193	Maintenance		745.00	51,096.32
Check	08/11/2022	1020	DXI Industries, Inc	Cust 05966600 - 05966400	-SPLIT-		572.60	50,523.72
Check	08/11/2022	1021	DSHS Central Lab MC2004	Voided	Maintenance	0.00		50,523.72
Check	08/11/2022	1022	Accurate Meter & Backflow...	inv 38326	Maintenance		375.00	50,148.72
Check	08/11/2022	1023	AVR, Inc	Invoice 039503	Maintenance		73.03	50,075.69
Check	08/11/2022	1024	Magna Flow Environmental...	Inv 76233	Maintenance		3,727.11	46,348.58
Check	08/11/2022	1025	TXU Energy	A/C # 900041578187	-SPLIT-		6,541.10	39,807.48
Check	08/11/2022	1026	City of Houston Utility Cust...	Acct #7099-3016-1019	City Water Contract		7,345.70	32,461.78
Check	08/11/2022	1027	Strawn & Richardson, PC	Aug 8 22-1 General 22-9 election	-SPLIT-		3,853.71	28,608.07
Check	08/11/2022	1028	Plan B Golf Investments, L...	Aug & Sept Invoices	-SPLIT-		10,344.00	18,264.07
Check	08/11/2022	1029	Arbitrage Compliance Spec...	Invoice G7627	Administrative Exp...		900.00	17,364.07
Check	08/11/2022				Bank Charges		37.00	17,327.07
Transfer	08/23/2022		Comerica Bank	Reduce Balance	Comerica 2778	12,000.00		29,327.07
Check	09/08/2022	1030	IDS Engineering Group	Inv 162900, 162901, 162902, 1629...	-SPLIT-		6,872.33	22,454.74
Check	09/08/2022	1031	Strawn & Richardson, PC	Aug 30 22-1, 22-4 & 22-9	-SPLIT-		6,325.10	16,129.64
Check	09/08/2022	1032	DS Recreational Services, ...	Inv 6985	Swimming Pool		1,980.00	14,149.64
Check	09/08/2022	1033	M. Marlon Ivy Associates, I...	Invoices 0922- 22559, & 22560	-SPLIT-		20,365.25	(6,215.61)
Check	09/08/2022	1034	L. M. Webb	Deposit Refund	Deposit Refunds		676.03	(6,891.64)
Check	09/08/2022	1035	PM Utility Services	Invoice 0822-6163, 6162 & 6161	-SPLIT-		23,742.33	(30,633.97)
Check	09/08/2022	1036	Water Utility Services, Inc	Invoice 73186	Maintenance		2,392.50	(33,026.47)
Check	09/08/2022	1037	Burke's Mechanical Servic...	Inv 4278	Maintenance		13,708.00	(46,734.47)
Check	09/08/2022	1038	Elite Pumps & Mechanical ...	Invoice 10905	Maintenance		1,400.00	(48,134.47)
Check	09/08/2022	1039	DXI Industries, Inc	Cust 05966600 - 05966400	-SPLIT-		573.40	(48,707.87)
Check	09/08/2022	1040	Envirodyne Laboratories, Inc	inv 85078	Maintenance		606.00	(49,313.87)
Check	09/08/2022	1041	O J Armstrong	Sept DSL	Administrative Exp...		90.00	(49,403.87)
Check	09/08/2022	1042	E.F. Cooke, III	Sept DSL	Administrative Exp...		90.00	(49,493.87)
Check	09/08/2022	1043	Harry Haupt	Sept DSL	Administrative Exp...		90.00	(49,583.87)
Check	09/08/2022	1044	L. J. Stefaniak	Sept DSL	Administrative Exp...		90.00	(49,673.87)
Check	09/08/2022	1045	Ron Warfield	Sept DSL	Administrative Exp...		90.00	(49,763.87)
Check	09/08/2022	1046	Frontier Communications	281-324-3338-061218-5	Swimming Pool		48.42	(49,812.29)
Check	09/08/2022	1047	CenterPoint Energy	6347065-2	Community Center		29.34	(49,841.63)
Check	09/08/2022	1048	TXU Energy	A/C # 900041578187	-SPLIT-		6,645.44	(56,487.07)
Check	09/08/2022	1049	Harris County	Directors Election Cost	Administrative Exp...		3,259.86	(59,746.93)
Check	09/08/2022	1050	City of Houston Utility Cust...	Acct #7099-3016-1019	City Water Contract		11,337.04	(71,083.97)
Transfer	09/11/2022			Funds Transfer	Comerica 111931	72,000.00		916.03
Check	09/30/2022				Bank Charges		44.59	871.44
Deposit	10/07/2022			Deposit	-SPLIT-	25,957.58		26,829.02
Deposit	10/07/2022			Deposit Adj	Service Fees/Wat...	1.03		26,830.05
Check	10/13/2022	1051	M. Marlon Ivy Associates, I...	Invoices 1022- 22647, 22648 & 22...	-SPLIT-		29,008.48	(2,178.43)
Check	10/13/2022	1052	Plan B Golf Investments, L...	Oct & Nov Invoices	-SPLIT-		6,772.00	(8,950.43)
Check	10/13/2022	1053	Lighthouse Builders LLC	20407 New Moon Deposit Refund	Deposit Refunds		135.40	(9,085.83)
Check	10/13/2022	1054	Long Pham	Deposit Refund 2106 White Feather	Deposit Refunds		90.06	(9,175.89)
Check	10/13/2022	1055	Savannah Johnson	Deposit Refund 1810 White Feather	Deposit Refunds		104.22	(9,280.11)
Check	10/13/2022	1056	Frank Layne	Deposit Refund 21027 Flaming Arr...	Deposit Refunds		205.89	(9,486.00)
Check	10/13/2022	1057	Environmental Allies	Temp Meter 29-00-0610-01	Deposit Refunds		395.62	(9,881.62)
Check	10/13/2022	1058	Burke's Mechanical Servic...	Inv 4318	Maintenance		15,268.00	(25,149.62)
Check	10/13/2022	1059	Napco Chemical Company	Inv 281257	Maintenance		935.00	(26,084.62)
Check	10/13/2022	1060	Envirodyne Laboratories, Inc	inv 85873	Maintenance		646.00	(26,730.62)
Check	10/13/2022	1061	DXI Industries, Inc	Cust 05966600 - 05966400	-SPLIT-		180.00	(28,910.62)
Check	10/13/2022	1062	Houston Inspections	Inv 12029 & 12030	-SPLIT-		5,382.13	(32,292.75)
Check	10/13/2022	1063	Water Utility Services, Inc	Invoice 73520 & 74188	-SPLIT-		759.00	(33,051.75)
Check	10/13/2022	1064	PM Utility Services	Invoice 0922-6243, 6242 & 6241	-SPLIT-		2,100.00	(35,151.75)
Check	10/13/2022	1065	O J Armstrong	Sept DSL	Administrative Exp...		90.00	(35,241.75)
Check	10/13/2022	1066	E.F. Cooke, III	Sept DSL	Administrative Exp...		90.00	(35,331.75)
Check	10/13/2022	1067	Harry Haupt	Sept DSL	Administrative Exp...		90.00	(35,421.75)
Check	10/13/2022	1068	L. J. Stefaniak	Sept DSL	Administrative Exp...		90.00	(35,511.75)
Check	10/13/2022	1069	Ron Warfield	Sept DSL	Administrative Exp...		90.00	(35,601.75)
Check	10/13/2022	1070	100% Quality Construction,...	Job 02227	Community Center		2,232.13	(37,833.88)
Check	10/13/2022	1071	Strawn & Richardson, PC	Oct 22-1, 22-4 & 22-9	-SPLIT-		5,886.26	(43,720.14)
Check	10/13/2022	1072	Cool-Tech Refrigeration, Inc.	Inv 2421769	Community Center		441.66	(44,161.80)
Check	10/13/2022	1073	DS Recreational Services, ...	Inv 7106	Swimming Pool		500.00	(44,661.80)
Check	10/13/2022	1074	Frontier Communications	281-324-3338-061218-5	Swimming Pool		48.05	(44,709.85)
Check	10/13/2022	1075	CenterPoint Energy	6347065-2	Community Center		29.34	(44,739.19)
Check	10/13/2022	1076	trahan's Pressure Washing	Inv 420	Community Center		300.00	(45,039.19)
Check	10/13/2022	1077	Survey 1, Inc.	Tract 2J Whitlock - Boundary Survey	Administrative Exp...		650.00	(45,689.19)
Check	10/13/2022	1078	Survey 1, Inc.	Reserve G, Block 1 - Boundry surv...	Administrative Exp...		675.00	(46,364.19)
Check	10/13/2022	1079	IDS Engineering Group	Inv 1613713, 162825, 162826, 162...	-SPLIT-		5,842.76	(52,206.95)
Check	10/13/2022	1080	TXU Energy	A/C # 900041578187	-SPLIT-		6,102.16	(58,309.11)
Check	10/13/2022	1081	TML Intergovernmental Ris...	Contract 6177	Insurance		28,796.32	(87,105.43)

Harris County FWSD #58 General Account
General Ledger

As of May 31, 2023

Type	Date	Num	Name	Memo	Split	Debit	Credit	Balance
Check	10/13/2022	1082	Indian Shores Community ...	Security Aug Sept & Oct	Security		6,180.00	(93,285.43)
Check	10/13/2022	1083	City of Houston Utility Cust...	Acct #7099-3016-1019	City Water Contract		6,580.53	(99,865.96)
Transfer	10/14/2022			Cover Oct Cks	Comerica 111931	130,000.00		30,134.04
Check	10/14/2022				Bank Charges		42.76	30,091.28
Check	11/10/2022	1084	M. Marlon Ivy Associates, L...	Invoices 1122- 22734 & 22735	-SPLIT-		19,397.40	10,693.88
Check	11/10/2022	1085	David Gonzalez	20222 Night Bird - Refund	Deposit Refunds		131.32	10,562.56
Check	11/10/2022	1086	Britany Westra	2023 Papoose Trail - Refund	Deposit Refunds		88.17	10,474.39
Check	11/10/2022	1087	Heral Company, LLC	20803 Squaw Valley - Refund	Deposit Refunds		167.72	10,306.67
Check	11/10/2022	1088	PM Utility Services	Invoice 1022-6268	Maintenance		10,179.60	127.07
Check	11/10/2022	1089	DXI Industries, Inc	Cust 05986600 - 059866400	-SPLIT-		1,639.55	(1,512.48)
Check	11/10/2022	1090	Envirodyne Laboratories, Inc	Inv 86762	Maintenance		795.00	(2,307.48)
Check	11/10/2022	1091	Hawkins. Inc	Inv 284975	Maintenance		948.75	(3,256.23)
Check	11/10/2022	1092	Elite Pumps & Mechanical ...	Invoice 11516	Maintenance		1,400.00	(4,656.23)
Check	11/10/2022	1093	Water Utility Services, Inc	Invoice 74899	Maintenance		212.00	(4,868.23)
Check	11/10/2022	1094	DS Recreational Services, ...	Inv 7231 & 7196	-SPLIT-		829.00	(5,697.23)
Check	11/10/2022	1095	Baywood Exterminating Co.	Inv 473151	Community Center		65.00	(5,762.23)
Check	11/10/2022	1096	O J Armstrong	Oct DSL	Administrative Exp...		90.00	(5,852.23)
Check	11/10/2022	1097	E.F. Cooke, III	Oct DSL	Administrative Exp...		90.00	(5,942.23)
Check	11/10/2022	1098	Harry Haupt	Oct DSL	Administrative Exp...		90.00	(6,032.23)
Check	11/10/2022	1099	L. J. Stefaniak	Oct DSL	Administrative Exp...		90.00	(6,122.23)
Check	11/10/2022	1100	Ron Warfield	Oct DSL	Administrative Exp...		90.00	(6,212.23)
Check	11/10/2022	1101	Strawn & Richardson, PC	Nov 22-1, 22-4 & 22-9	-SPLIT-		5,306.26	(1,518.49)
Check	11/10/2022	1102	ISJ Underground Utilities, ...	Quote# 407	Accounts Receiva...		14,000.00	(25,518.49)
Check	11/10/2022	1103	IDS Engineering Group	Inv 164192, 164193 & 164194	-SPLIT-		5,673.20	(31,191.69)
Check	11/10/2022	1104	Frontier Communications	281-324-3338-061218-5	Swimming Pool		48.05	(31,239.74)
Check	11/10/2022	1105	Texas Commission on Envi...	A/C23002269 Inv CWQ0070131	Administrative Exp...		2,919.35	(34,159.09)
Check	11/10/2022	1106	City of Houston Utility Cust...	Acct #7099-3016-1019	City Water Contract		6,108.98	(40,268.07)
Check	11/10/2022	1107	TXU Energy	A/C # 900041578187	-SPLIT-		6,576.13	(46,844.20)
Check	11/10/2022	1108	CenterPoint Energy	6347065-2	Community Center		30.54	(46,874.74)
Check	11/10/2022	1109	ISJ Underground Utilities, ...	Application 3	Drainage Project		35,599.35	(82,474.09)
Deposit	11/11/2022		Comerica Bank	Deposit	-SPLIT-	10,474.64		(71,999.45)
Deposit	11/11/2022		HCFWSD #58 Oil & Gas	Ck 1102 Tree Removal	Accounts Receiva...	14,000.00		(57,999.45)
Deposit	11/11/2022		Comerica Bank	Reduce Balance	Comerica 2778	62,000.00		4,000.55
Check	11/14/2022				Bank Charges		105.18	3,895.37
Check	11/15/2022				NSF Checks		83.82	3,811.55
Check	11/25/2022	1110	Survey 1, Inc.	106 Acre - Boundry Survey	Accounts Receiva...		8,500.00	(4,688.45)
Check	11/25/2022	1111	Sanchez Tree Service	INVOICE 2383	-SPLIT-		3,000.00	(7,688.45)
Transfer	11/25/2022			Funds Transfer	Comerica 111931	11,500.00		3,811.55
Deposit	11/30/2022			Deposit	Service Fees/Wat...	16,320.65		20,132.20
Check	12/08/2022	1112	Offerpad SPE Phx1	20102 Nightbird Deposit Refund	Deposit Refunds		109.56	20,022.64
Check	12/08/2022	1113	Renu Property Manageme...	20333 Nightbird Deposit Refund	Deposit Refunds		79.19	19,943.45
Check	12/08/2022	1114	Roberto Garcia	2215 Papoose Trail Deposit Refund	Deposit Refunds		131.32	19,812.13
Check	12/08/2022	1115	Brandon Head	1915 White Feather Deposit Refund	Deposit Refunds		37.28	19,774.85
Check	12/08/2022	1116	Logan Cunningham	2023 White Feather Deposit Refund	Deposit Refunds		27.81	19,747.04
Check	12/08/2022	1117	Castle Rock Communities, ...	21002 Gray Wolf Deposit Refund	Deposit Refunds		678.45	19,068.59
Check	12/08/2022	1118	M. Marlon Ivy Associates, L...	Invoices 1222- 22821 & 22822	-SPLIT-		17,154.63	1,913.96
Check	12/08/2022	1119	DSHS Central Lab MC2004	Acct CD1183_102022	Maintenance		106.96	1,807.00
Check	12/08/2022	1120	Water Utility Services, Inc	Invoice 75322	Maintenance		225.00	1,582.00
Check	12/08/2022	1121	DXI Industries, Inc	Cust 05986600 - 059866400	-SPLIT-		220.00	1,362.00
Check	12/08/2022	1122	Envirodyne Laboratories, Inc	inv 87365	Maintenance		646.00	716.00
Check	12/08/2022	1123	Strawn & Richardson, PC	Nov 29 22-1, 22-4 & 22-9	-SPLIT-		4,574.86	(3,858.86)
Check	12/08/2022	1124	DS Recreational Services, ...	Inv 7317	Swimming Pool		500.00	(4,358.86)
Check	12/08/2022	1125	Harry R. Haupt	Expense Reimbursement	-SPLIT-		164.85	(4,523.71)
Check	12/08/2022	1126	Frontier Communications	281-324-3338-061218-5	Swimming Pool		54.49	(4,578.20)
Check	12/08/2022	1127	Harris County PH	Pool ID 993 Inspect 15068 Inv 5018	Swimming Pool		200.00	(4,778.20)
Check	12/08/2022	1128	Baywood Exterminating Co.	inv 473383	Community Center		65.00	(4,843.20)
Check	12/08/2022	1129	City of Houston	Stmt 1818057 Proj 09013102	Community Center		152.58	(4,995.78)
Check	12/08/2022	1130	City of Houston	Stmt 1818056 Proj 09013105	Community Center		196.14	(5,191.92)
Check	12/08/2022	1131	O J Armstrong	Dec DSL	Administrative Exp...		90.00	(5,281.92)
Check	12/08/2022	1132	E.F. Cooke, III	Dec DSL	Administrative Exp...		90.00	(5,371.92)
Check	12/08/2022	1133	Harry Haupt	Dec DSL	Administrative Exp...		90.00	(5,461.92)
Check	12/08/2022	1134	L. J. Stefaniak	Dec DSL	Administrative Exp...		90.00	(5,551.92)
Check	12/08/2022	1135	Ron Warfield	Dec DSL	Administrative Exp...		90.00	(5,641.92)
Check	12/08/2022	1136	TXU Energy	A/C # 900041578187	-SPLIT-		6,945.46	(12,587.38)
Check	12/08/2022	1137	City of Houston Utility Cust...	Acct #7099-3016-1019	City Water Contract		6,763.52	(19,350.90)
Check	12/08/2022	1138	Texas Commission on Envi...	A/C 91010209 Inv. PHS0208530	Administrative Exp...		1,577.80	(20,928.70)
Check	12/08/2022	1139	ISJ Underground Utilities, ...	Tree Removal Ck 1102 shorted	Drainage Project		2,000.00	(22,928.70)
Check	12/08/2022	1140	100% Quality Construction, ...	Job 12022022	Community Center		653.60	(23,582.30)
Check	12/08/2022	1141	ISJ Underground Utilities, ...	App #4	Drainage Project		12,779.99	(36,362.29)
Check	12/08/2022	1142	CenterPoint Energy	6347065-2	Community Center		63.99	(36,426.28)
Check	12/08/2022	1143	IDS Engineering Group	Inv 164192, 164193 & 164194	-SPLIT-		2,032.99	(38,459.27)
Check	12/08/2022	1144	Indian Shores Community ...	Security Nov, Dec, & Jan	Security		6,180.00	(44,639.27)
Check	12/09/2022	1145	Plan B Golf Investments, L...	Dec Invoices	-SPLIT-		2,493.00	(47,132.27)
Check	12/09/2022		Comerica Bank	Lower Balance	Comerica 2778	27,000.00		(20,132.27)
Check	12/09/2022		Comerica Bank		Comerica 111931	25,000.00		4,867.73
Check	12/22/2022			21015 Flying Cloud	NSF Checks		77.48	4,790.25
Check	12/22/2022				Bank Charges		111.45	4,678.80
Deposit	12/30/2022			Paper Deposits	Service Fees/Wat...	11,953.15		16,631.95
Check	01/12/2023	1146	Voided	Cust# 0000009803	Administrative Exp...	0.00		16,631.95
Check	01/12/2023	1147	Frontier Communications	281-324-3338-061218-5	Swimming Pool		55.01	16,576.94
Check	01/12/2023	1148	DS Recreational Services, ...	Inv 7432	Swimming Pool		600.00	15,976.94
Check	01/12/2023	1149	Texas Commission on Envi...	AR 89960184	Administrative Exp...		3,040.78	12,936.16
Check	01/12/2023	1150	O J Armstrong	Dec DSL	Administrative Exp...		90.00	12,846.16
Check	01/12/2023	1151	E.F. Cooke, III	Dec DSL	Administrative Exp...		90.00	12,756.16
Check	01/12/2023	1152	Harry Haupt	Dec DSL	Administrative Exp...		90.00	12,666.16
Check	01/12/2023	1153	Steve Fields	Dec DSL	Administrative Exp...		90.00	12,576.16
Check	01/12/2023	1154	L. J. Stefaniak	Dec DSL	Administrative Exp...		90.00	12,486.16
Check	01/12/2023	1155	Lawrence J Stefaniak	Toner & Paper	-SPLIT-		175.88	12,310.28
Check	01/12/2023	1156	Carl Sitten / DBA Fence		Swimming Pool		960.00	11,350.28
Check	01/12/2023	1157	Strawn & Richardson, PC	Jan 9, 2023 22-1, 22-4 & 22-9	-SPLIT-		6,341.72	5,008.56
Check	01/12/2023	1158	CenterPoint Energy	6347065-2	Community Center		126.51	4,882.05

Tris County FWSD #58 General Account
General Ledger

As of May 31, 2023

Type	Date	Num	Name	Memo	Split	Debit	Credit	Balance
Check	01/12/2023	1159	U.S. Postmaster	2 Rolls of Stamps	Administrative Exp...		120.00	4,762.05
Check	01/12/2023	1160	TXU Energy	A/C # 900041578187	-SPLIT-		7,309.13	(2,547.08)
Check	01/12/2023	1161	ISJ Underground Utilities, ...	App #5	Drainage Project		22,698.59	(25,245.67)
Check	01/12/2023	1162	100% Quality Construction,...	Job 02301	Community Center		9,000.00	(34,245.67)
Check	01/12/2023	1163	IDS Engineering Group	Inv 164765 & 164765	-SPLIT-		3,477.13	(37,722.80)
Check	01/12/2023	1164	M. Marlon Ivy Associates, L...	Invoices 0123-22908 -22909	-SPLIT-		19,905.46	(57,628.26)
Check	01/12/2023	1165	Source Point Solutions, LLC	Invoice 73003 & 72991	-SPLIT-		3,802.24	(61,430.50)
Check	01/12/2023	1166	PM Utility Services	Invoice 123-6347 & 123-6346	-SPLIT-		3,980.25	(65,410.75)
Check	01/12/2023	1167	Water Utility Services, Inc	Invoice 75596	Maintenance		92.00	(65,502.75)
Check	01/12/2023	1177	DSHS Central Lab MC2004	Acct CD1183 Voided Check	Maintenance	0.00		(65,502.75)
Check	01/12/2023	1169	DXI Industries, Inc	Cust 05966600 - 05966400	-SPLIT-		1,424.62	(66,927.37)
Check	01/12/2023	1170	Envirodyne Laboratories, Inc	inv 87365	Maintenance		795.00	(67,722.37)
Check	01/12/2023	1171	CFI Services, Inc	Inv 802266, 80375 & 80267	Maintenance		1,704.05	(69,426.42)
Check	01/12/2023	1172	G-M Inspection Services, Inc	Inv 21486	Maintenance		1,725.00	(71,151.42)
Check	01/12/2023	1173	Indian Shores Community ...	Security Feb	Security		2,060.00	(73,211.42)
Check	01/12/2023	1174	City of Houston Utility Cust...	Acct #7099-3016-1019	City Water Contract		4,650.94	(77,862.36)
Check	01/12/2023	1175	Harris County Accs Rec. - ...	cust# 0000009803	Administrative Exp...		5,433.10	(83,295.46)
Check	01/12/2023	1176	Plan B Golf Investments, L...	Jan & Feb Invoices	-SPLIT-		4,986.00	(88,281.46)
Deposit	01/13/2023		Comerica Bank	Deposit	Deposits in Transit	46,775.14		(41,506.32)
Deposit	01/13/2023		Comerica Bank	Deposit	Comerica 2778	24,000.00		(17,506.32)
Deposit	01/13/2023		Comerica Bank	Deposit	Comerica 111931	25,000.00		7,493.68
Deposit	01/31/2023			Paper Deposits	Service Fees/Wat...	8,549.02		16,042.70
Check	01/31/2023				Bank Charges		98.99	15,943.71
Check	02/09/2023	1178	Cool-Tech Refrigeration, Inc.	Inv 26433	Community Center		170.00	15,773.71
Check	02/09/2023	1179	Fox, Byrd & Company, PC	Client 15080.0 Inv 116098	Administrative Exp...		22,000.00	(6,226.29)
Check	02/09/2023	1180	O J Armstrong	Jan DSL	Administrative Exp...		90.00	(6,316.29)
Check	02/09/2023	1181	E.F. Cooke, III	Jan DSL	Administrative Exp...		90.00	(6,406.29)
Check	02/09/2023	1182	Steve Fields	Jan DSL	Administrative Exp...		90.00	(6,496.29)
Check	02/09/2023	1183	Harry Haupt	Jan DSL	Administrative Exp...		90.00	(6,586.29)
Check	02/09/2023	1184	L. J. Stefaniak	Jan DSL	Administrative Exp...		90.00	(6,676.29)
Check	02/09/2023	1185	Indian Shores Community ...	Security March	Security		2,060.00	(8,736.29)
Check	02/09/2023	1186	U.S. Postmaster	Annual PO Box Rental	Administrative Exp...		210.00	(8,946.29)
Check	02/09/2023	1187	City of Houston Utility Cust...	Acct #7099-3016-1019	City Water Contract		5,023.93	(13,970.22)
Check	02/09/2023	1188	Harris County FWSD #58	Funds Transfer for interest	Plains State Bank		50,000.00	(63,970.22)
Check	02/09/2023	1189	Frontier Communications	281-324-3338-061218-5	Swimming Pool		55.01	(64,025.23)
Check	02/09/2023	1190	DS Recreational Services, ...	Inv 7575	Swimming Pool		600.00	(64,625.23)
Check	02/09/2023	1191	M. Marlon Ivy Associates, L...	Invoices 0223-22995 -22996	-SPLIT-		21,419.07	(86,044.30)
Check	02/09/2023	1192	Mary Molina	20543 Appaloosa Trail	Deposit Refunds		112.68	(86,156.98)
Check	02/09/2023	1193	William Robeinson	20738 Squaw Valley	Deposit Refunds		16.49	(86,173.47)
Check	02/09/2023	1194	Indian Shores Holdings LLC	20600 Twilight Trail	Deposit Refunds		103.47	(86,276.94)
Check	02/09/2023	1195	Nell Technical Services, C...	Inv 115184	Maintenance		600.00	(86,876.94)
Check	02/09/2023	1196	PM Utility Services	Invoice 223-6389, 6388, 6387 & 6...	-SPLIT-		6,205.72	(93,082.66)
Check	02/09/2023	1197	Water Utility Services, Inc	Invoice 76236	Maintenance		92.00	(93,174.66)
Check	02/09/2023	1198	Elite Pumps & Mechanical ...	Invoice 11919	Maintenance		5,131.43	(98,306.09)
Check	02/09/2023	1199	DXI Industries, Inc	Cust 05966600 - 05966400	-SPLIT-		594.87	(98,900.96)
Check	02/09/2023	1200	Envirodyne Laboratories, Inc	inv 88759	Maintenance		891.00	(99,791.96)
Check	02/09/2023	1201	Strawn & Richardson, PC	Feb 4, 2023 22-1, 22-4 & 22-9	-SPLIT-		5,232.86	(105,024.82)
Check	02/09/2023	1202	Lawn Services & Garden I...	Inv 497 Boat Ramp	Yards and Grounds		1,500.00	(106,524.82)
Check	02/09/2023	1203	TXU Energy	A/C # 900041578187	-SPLIT-		6,904.88	(113,429.70)
Check	02/09/2023	1204	IDS Engineering Group	Inv 164765 & 164765	-SPLIT-		8,850.03	(122,279.73)
Check	02/09/2023	1205	CenterPoint Energy	6347065-2	Community Center		64.61	(122,344.34)
Transfer	02/10/2023			Funds Transfer	Comerica 2778	30,000.00		(92,344.34)
Transfer	02/10/2023			Funds Transfer	Comerica 111931	95,000.00		2,655.66
Check	02/13/2023		Comerica Bank		NSF Checks		250.53	2,405.13
Deposit	02/28/2023		Comerica Bank	Papar Deposits	Service Fees/Wat...	9,112.08		11,517.21
Check	02/28/2023		Comerica Bank		Bank Charges		79.25	11,437.96
Check	03/09/2023	1206	Harris County PH	Pool ID 993 Inspect 15335 Inv 5154	Swimming Pool		125.00	11,312.96
Check	03/09/2023	1207	M. Marlon Ivy Associates, L...	Invoices 0223-23082 -23083	-SPLIT-		32,418.25	(21,105.29)
Check	03/09/2023	1208	Susan Phillips	Refund 21207 Papoose Ct.	Deposit Refunds		19.66	(21,124.95)
Check	03/09/2023	1209	Joe Toghani	Retund 2015 Papoose	Deposit Refunds		91.72	(21,216.67)
Check	03/09/2023	1210	Lance Summey	Refund 2023 Papoose	Deposit Refunds		164.20	(21,380.87)
Check	03/09/2023	1211	DXI Industries, Inc	Cust 05966600 - 05966400	-SPLIT-		594.87	(21,975.74)
Check	03/09/2023	1212	Water Utility Services, Inc	Invoice 76918	Maintenance		92.00	(22,067.74)
Check	03/09/2023	1213	Elite Pumps & Mechanical ...	Invoice 12166 - 12199	-SPLIT-		2,749.00	(24,816.74)
Check	03/09/2023	1214	Envirodyne Laboratories, Inc	inv 89394	Maintenance		646.00	(25,462.74)
Check	03/09/2023	1215	Magna Flow Environmental...	Inv 79357	Maintenance		4,769.86	(30,232.60)
Check	03/09/2023	1216	PM Utility Services	Invoice 223-6436 & 6435	-SPLIT-		1,956.96	(32,189.56)
Check	03/09/2023	1217	Plan B Golf Investments, L...	March Invoices	-SPLIT-		3,386.00	(35,575.56)
Check	03/09/2023	1218	Voided	Void	Drainage Project	0.00		(35,575.56)
Check	03/09/2023	1219	Frontier Communications	281-324-3338-061218-5	Swimming Pool		59.18	(35,634.74)
Check	03/09/2023	1220	Lawrence J Stefaniak	PO Box Late Fee	Administrative Exp...		25.00	(35,659.74)
Check	03/09/2023	1221	DS Recreational Services, ...	Inv 7692	Swimming Pool		600.00	(36,259.74)
Check	03/09/2023	1222	E.F. Cooke, III	Mar DSL	Administrative Exp...		90.00	(36,349.74)
Check	03/09/2023	1223	O J Armstrong	Mar DSL	Administrative Exp...		90.00	(36,439.74)
Check	03/09/2023	1224	Steve Fields	Mar DSL	Administrative Exp...		90.00	(36,529.74)
Check	03/09/2023	1225	Harry Haupt	Mar DSL	Administrative Exp...		90.00	(36,619.74)
Check	03/09/2023	1226	L. J. Stefaniak	Mar DSL	Administrative Exp...		90.00	(36,709.74)
Check	03/09/2023	1227	Harry R. Haupt	Gift Card Reimbursement	Administrative Exp...		100.00	(36,809.74)
Check	03/09/2023	1228	Indian Shores Community ...	Security April	Security		2,060.00	(38,869.74)
Check	03/09/2023	1229	City of Houston Utility Cust...	Acct #7099-3016-1019	City Water Contract		4,558.28	(43,428.02)
Check	03/09/2023	1230	TXU Energy	A/C # 900041578187	-SPLIT-		6,738.91	(50,166.93)
Check	03/09/2023	1231	IDS Engineering Group	Inv 164765 & 164765	-SPLIT-		13,102.71	(63,269.64)
Check	03/09/2023	1232	T. Gray Utility & Rehab Co...	Job 0539-031-03 App 20	Maintenance Capit...		96,899.85	(160,169.49)
Check	03/09/2023	1233	Strawn & Richardson, PC	Feb 27, 2023 22-1 & 22-9	-SPLIT-		5,293.22	(165,462.71)
Check	03/09/2023	1234	CenterPoint Energy	6347065-2	Community Center		60.13	(165,522.84)
Check	03/09/2023	1235	Voided		Drainage Project			(165,522.84)
Check	03/09/2023	1236	Voided		Drainage Project	0.00		(165,522.84)
Check	03/09/2023	1237	ProAir	Invoice 1855	Community Center		1,948.00	(167,470.84)
Check	03/09/2023	1238	Texas Pipe Drifts & Supply ...	Invoice 18575	Drainage Project		8,337.60	(175,808.44)
Deposit	03/13/2023		Comerica Bank	Deposit	Comerica 2778	39,000.00		(136,808.44)
Deposit	03/13/2023		Comerica Bank	Deposit	Comerica 111931	140,000.00		3,191.56

Fris County FWSD #58 General Account
General Ledger
 As of May 31, 2023

Type	Date	Num	Name	Memo	Split	Debit	Credit	Balance
Check	03/13/2023		Comerica Bank		Bank Charges		81.44	3,110.12
Check	04/13/2023	1239	M. Marlon Ivy Associates, L...	Invoices 0423-21370, 23171, & 23...	-SPLIT-		21,501.65	(18,391.53)
Check	04/13/2023	1240	Ken & Tyra Baxter	Refund	Deposit Refunds		94.66	(18,486.19)
Check	04/13/2023	1241	Jaclyn & Shea Sealy	Refund 20938 Sand Springs	Deposit Refunds		18.68	(18,504.87)
Check	04/13/2023	1242	Casey Richter	Refund 21054 Flaming Arrow	Deposit Refunds		18.68	(18,523.55)
Check	04/13/2023	1243	Susan Boucher	Refund 21011 Flying Cloud	Deposit Refunds		128.81	(18,652.36)
Check	04/13/2023	1244	Opendoor Labs Inc	Refund 1915 White Feather	Deposit Refunds		133.82	(18,786.18)
Check	04/13/2023	1245	Germain & Veronica Avella...	refund 2007 Round Wind	Deposit Refunds		127.29	(18,913.47)
Check	04/13/2023	1246	Richard Campanile & Cand...	Refund 1915 Running Bear	Deposit Refunds		15.97	(18,929.44)
Check	04/13/2023	1247	Benita Schweinle	Refund 1803 White Feather	Deposit Refunds		27.87	(18,957.31)
Check	04/13/2023	1248	Water Utility Services, Inc	Invoice 77683	Maintenance		157.00	(19,114.31)
Check	04/13/2023	1249	DXI Industries, Inc	Cust 05966600 - 05966400	-SPLIT-		1,017.50	(20,131.81)
Check	04/13/2023	1250	Magna Flow Environmental...	Inv 79983	Maintenance		2,718.50	(22,850.31)
Check	04/13/2023	1251	Hawkins, Inc	Inv 6432101, 6429054, & 6429053	Maintenance		1,866.00	(24,716.31)
Check	04/13/2023	1252	PM Utility Services	Invoice 323-6504 & 6503	-SPLIT-		3,203.78	(28,020.09)
Check	04/13/2023	1253	Strawn & Richardson, PC	April 6, 2023 22-1 & 22-9	-SPLIT-		3,826.11	(31,846.20)
Check	04/13/2023	1254	O J Armstrong	April DSL	Administrative Exp...		90.00	(31,936.20)
Check	04/13/2023	1255	E.F. Cooke, III	April DSL	Administrative Exp...		90.00	(32,026.20)
Check	04/13/2023	1256	Steve Fields	April DSL	Administrative Exp...		90.00	(32,116.20)
Check	04/13/2023	1257	Harry Haupt	April DSL	Administrative Exp...		90.00	(32,206.20)
Check	04/13/2023	1258	L. J. Stefaniak	April DSL	Administrative Exp...		90.00	(32,296.20)
Check	04/13/2023	1259	CenterPoint Energy	6347065-2	Community Center		30.46	(32,326.66)
Check	04/13/2023	1260	IDS Engineering Group	Inv 166428, 166429,166430, 1664...	-SPLIT-		13,855.26	(46,181.92)
Check	04/13/2023	1261	Frontier Communications	281-324-3338-061218-5	Swimming Pool		58.51	(46,240.43)
Check	04/13/2023	1262	Voided	6347065-2	Community Center	0.00		(46,240.43)
Check	04/13/2023	1263	DS Recreational Services, ...	Inv 7784	Swimming Pool		1,600.00	(47,840.43)
Check	04/13/2023	1264	TXU Energy	A/C # 800041578187	-SPLIT-		6,051.32	(53,891.75)
Check	04/13/2023	1265	City of Houston Utility Cust...	Acct #7099-3016-1019	City Water Contract		4,200.54	(58,092.29)
Check	04/13/2023	1266	Harry R. Haupt	Gift Card Reimbursement	-SPLIT-		473.58	(58,565.87)
Check	04/13/2023	1267	Plan B Golf Investments, L...	April Invoices	-SPLIT-		3,386.00	(61,951.87)
Deposit	04/15/2023		Comerica Bank	Deposit	Comerica 2778	42,000.00		(19,951.87)
Deposit	04/15/2023		Comerica Bank	Deposit	Comerica 111931	30,000.00		10,048.13
Check	04/20/2023	1268	Action Signs of Texas	Invoice 10493	Community Center		3,225.00	6,823.13
Deposit	04/25/2023		Comerica Bank	Deposit	Maintenance Tran...	17,880.38		24,703.51
Deposit	04/28/2023		Plains State Bank	VOID Ck 1188 2/9/23	Plains State Bank	50,000.00		74,703.51
Check	04/30/2023				Bank Charges		49.13	74,654.38
Check	05/01/2023	1269	Sanchez Tree Service	INVOICE 2398	Yards and Grounds		2,200.00	72,454.38
Check	05/11/2023	1270	Strawn & Richardson, PC	April 21, 2023 22-1, 22-4 & 22-9	-SPLIT-		4,350.13	68,104.25
Check	05/11/2023	1271	O J Armstrong	May DSL	Administrative Exp...		90.00	68,014.25
Check	05/11/2023	1272	E.F. Cooke, III	May DSL	Administrative Exp...		90.00	67,924.25
Check	05/11/2023	1273	Harry Haupt	May DSL	Administrative Exp...		90.00	67,834.25
Check	05/11/2023	1274	Steve Fields	May DSL	Administrative Exp...		90.00	67,744.25
Check	05/11/2023	1275	L. J. Stefaniak	May DSL	Administrative Exp...		90.00	67,654.25
Check	05/11/2023	1276	Republic Plumbing LLC	Inv 1477	Community Center		295.00	67,359.25
Check	05/11/2023	1277	Harry R. Haupt	Business Card	Administrative Exp...		116.99	67,242.26
Check	05/11/2023	1278	DS Recreational Services, ...	Inv 7930	Swimming Pool		2,300.00	64,942.26
Check	05/11/2023	1279	CenterPoint Energy -	SVC to 1718 Indian Shores RD	Maintenance		700.00	64,242.26
Check	05/11/2023	1280	100% Quality Construction,...	Job 05092023	Community Center		19,500.00	44,742.26
Check	05/11/2023	1281	M. Marlon Ivy Associates, L...	Invoices 0523-23258 & 23259	-SPLIT-		15,511.69	29,230.57
Check	05/11/2023	1282	Caren Van Lue	1506 Running Bear Deposit Refund	Deposit Refunds		23.36	29,207.21
Check	05/11/2023	1283	Joseph Morris	1714 Eagle Pt. Deposit Refund	Deposit Refunds		55.45	29,151.76
Check	05/11/2023	1284	Page Morgan	2103 White Feather Deposit Refund	Deposit Refunds		93.07	29,058.69
Check	05/11/2023	1285	Anna Collins	1906 Round Wind Deposit Refund	Deposit Refunds		21.02	29,037.67
Check	05/11/2023	1286	Jesus Munoz III	20542 Appaloosa Deposit Refund	Deposit Refunds		148.09	28,889.58
Check	05/11/2023	1287	American Pointe Realty Ltd	1915 Round Wind Deposit Refund	Deposit Refunds		76.60	28,812.98
Check	05/11/2023	1288	IDS Engineering Group	Inv 166428, 166429,166430, 1664...	-SPLIT-		5,526.61	23,286.37
Check	05/11/2023	1289	Envirodyne Laboratories, Inc	inv 91131	Maintenance		795.00	22,491.37
Check	05/11/2023	1290	PM Utility Services	Invoice 423-6552 & 6553	-SPLIT-		5,991.09	16,500.28
Check	05/11/2023	1291	Water Utility Services, Inc	Invoice 78345	Maintenance		92.00	16,408.28
Check	05/11/2023	1292	Hawkins, Inc	Inv 6434195	Maintenance		4,801.50	11,606.78
Check	05/11/2023	1293	DXI Industries, Inc	Cust 05986600 - 05966400	-SPLIT-		1,217.18	10,389.60
Check	05/11/2023	1294	Texas Commission on Envi...	A/C 0652374E	Administrative Exp...		50.00	10,339.60
Check	05/11/2023	1295	Frontier Communications	281-324-3338-061218-5	Swimming Pool		58.51	10,281.09
Check	05/11/2023	1296	CenterPoint Energy	6347065-2	Community Center		32.44	10,248.65
Check	05/11/2023	1297	City of Houston Utility Cust...	Acct #7099-3016-1019	City Water Contract		4,871.47	5,377.18
Check	05/30/2023	1298	Sanchez Tree Service	INVOICE 2402	Yards and Grounds		2,100.00	3,277.18
Deposit	05/31/2023		Harris County	Election Refund	Administrative Exp...	3,259.86		6,537.04
Check	05/31/2023		Comerica Bank		Bank Charges		46.14	6,490.90
Total Comerica 6265						1,053,783.53	1,047,292.63	6,490.90

Jarris County FWSD #58 General Account
General Ledger

As of May 31, 2023

Type	Date	Num	Name	Memo	Split	Debit	Credit	Balance
Comerica 2778								47,857.49
Check	07/14/2022	2879	ProAir	Inv 591247	Community Center		1,974.00	45,883.49
Check	07/14/2022	2880	TXU Energy	A/C # 900041578187	-SPLIT-		6,953.99	38,929.50
Check	07/14/2022	2881	City of Houston Utility Cust...	Acct #7099-3016-1019	City Water Contract		4,114.85	34,814.65
Check	07/14/2022	2882	M. Marlon Ivy Associates, L...	Invoices 0722- 22391, & 22392	-SPLIT-		17,314.85	17,499.80
Check	07/14/2022	2883	Ken Tollar	Refund 20102 Night Bird	Deposit Refunds		452.19	17,047.61
Check	07/14/2022	2884	Amanda Araquz	Refund 1931 Running Bear	Deposit Refunds		28.35	17,019.26
Check	07/14/2022	2885	Dorian Johnson & Shana V...	Refund 20711 Appaloosa Tri	Deposit Refunds		200.29	16,818.97
Check	07/14/2022	2886	O J Armstrong	Reimbursement for DSL Expenses	Administrative Exp...		90.00	16,728.97
Check	07/14/2022	2887	E.F. Cooke, III	Reimbursement for DSL Expenses	Administrative Exp...		90.00	16,638.97
Check	07/14/2022	2888	Harry Haupt	Reimbursement for DSL Expenses	Administrative Exp...		90.00	16,548.97
Check	07/14/2022	2889	Ron Warfield	Reimbursement for DSL Expenses	Administrative Exp...		90.00	16,458.97
Check	07/14/2022	2890	L. J. Stefaniak	Reimbursement for DSL Expenses	Administrative Exp...		90.00	16,368.97
Check	07/14/2022	2891	Frontier Communications	281-324-3338-061218-5	Swimming Pool		48.42	16,320.55
Check	07/14/2022	2892	Strawn & Richardson, PC	July 6 22-1 General	Legal		3,867.36	12,453.19
Check	07/14/2022	2893	CenterPoint Energy	6347065-2	Administrative Exp...		28.58	12,424.61
Check	07/14/2022	2894	PM Utility Services	Invoice 0622-6097 & 6096	-SPLIT-		3,746.20	8,678.41
Check	07/14/2022	2895	CFI Services, Inc	Inv 77859	Maintenance		1,382.10	7,296.31
Check	07/14/2022	2896	CFI Services, Inc	Inv 77626	Maintenance		3,044.05	4,252.26
Check	07/14/2022	2897	G-M Inspection Services, Inc	Invoice 20755	Maintenance		1,800.00	2,452.26
Check	07/14/2022	2898	Elite Pumps & Mechanical ...	Invoice 10698	Maintenance		22,340.00	(19,887.74)
Check	07/14/2022	2899	Napco Chemical Company	Cust 004147 Inv 275346	Maintenance		682.50	(20,570.24)
Check	07/14/2022	2900	Texas Diesel Maintenance	Invoice 8678	Maintenance		7,998.89	(28,569.13)
Check	07/14/2022	2901	DSHS Central Lab MC2004	Acct CD1183_052022	Maintenance		185.86	(28,754.99)
Check	07/14/2022	2902	Envirodyne Laboratories, Inc	Inv 83490	Maintenance		606.00	(29,360.99)
Check	07/14/2022	2904	DXI Industries, Inc	Cust 05966600 - 05966400	-SPLIT-		180.00	(29,540.99)
Check	07/14/2022	2903	Water Utility Services, Inc	Invoice 71322 & 71998	-SPLIT-		184.00	(29,724.99)
Check	07/14/2022	2905	AVR, Inc	Invoice 037274	Maintenance		698.00	(30,422.99)
Check	07/14/2022	2906	Lone Star Hydrant & Utility,...	Hydrant Repair & Maintenance	-SPLIT-		4,816.61	(35,239.60)
Check	07/14/2022	2907	Lone Star Hydrant & Utility,...	Hydrant Repair & Maintenance	-SPLIT-		3,650.88	(38,890.48)
Check	07/14/2022	2908	Harry R. Haupt	Appreciation Gift	Administrative Exp...		100.00	(38,990.48)
Check	07/14/2022	2909	City of Houston Well Permi...	Permit Year 2022 Account #7099-...	-SPLIT-		1,660.00	(40,650.48)
Check	07/14/2022	2910	Stefaniak, Cheryl	500 Envelopes	Administrative Exp...		28.13	(40,878.61)
Check	07/14/2022	2911	Texas Rainmakers	Invoice 28027	Yards and Grounds		146.00	(41,024.61)
Check	07/14/2022	2912	DS Recreational Services, ...	Inv 6696, 6606 & 6626 June Activity	-SPLIT-		7,963.50	(48,988.11)
Check	07/14/2022	2913	IDS Engineering Group	Inv 161728, 161729, 161730, 1617...	-SPLIT-		3,662.77	(52,650.88)
General Jour...	07/15/2022			-MULTIPLE-	-SPLIT-	100,508.37		47,857.49
Transfer	07/15/2022			Funds Transfer	Inter Fund Payable		47,000.00	857.49
Transfer	07/18/2022			Funds Transfer	Comerica 111931		26,000.00	(25,142.51)
Deposit	07/31/2022			Electronic Deposits	Service Fees/Wat...	30,273.61		5,131.10
Transfer	07/31/2022			Refund	Check Fraud	11,200.00		16,331.10
Check	07/31/2022				Bank Charges		201.25	16,129.85
Check	08/08/2022		McBee Business Products	Cks for new acct	Administrative Exp...		647.07	15,482.78
Check	08/08/2022			Returned Item	NSF Checks		78.65	15,404.13
Transfer	08/10/2022			Reduce balance	Comerica 6265		35,000.00	(19,595.87)
Check	08/11/2022				Bank Charges		139.44	(19,735.31)
Transfer	08/23/2022			Reduce Balance	Comerica 6265		12,000.00	(31,735.31)
Deposit	08/31/2022			Electronic Deposits	Service Fees/Wat...	33,352.69		1,617.38
Deposit	08/31/2022			Paper Deposits	Service Fees/Wat...	13,233.84		14,851.22
Check	09/11/2022		Comerica Bank	Lower Balance	Comerica 111931		21,000.00	(6,148.78)
Deposit	09/30/2022			Electronic Deposits	Service Fees/Wat...	33,958.82		27,810.04
Check	09/30/2022				Bank Charges		182.64	27,627.40
Transfer	10/14/2022			Funds Transfer	Inter Fund Payable		3,662.77	23,964.63
Deposit	10/31/2022			Deposit	Service Fees/Wat...	28,324.11		52,288.74
Check	10/31/2022				Bank Charges		125.88	52,162.86
Deposit	11/11/2022		Comerica Bank	Reduce Balance	Comerica 6265		62,000.00	(9,837.14)
Check	11/30/2022			Deposit	Service Fees/Wat...	32,444.75		22,607.61
Check	11/30/2022				Bank Charges		125.28	22,482.33
Check	12/09/2022		Comerica Bank	Lower Balance	Comerica 6265		27,000.00	(4,517.67)
Check	12/13/2022		Comerica Bank		Bank Charges		124.68	(4,642.35)
Deposit	12/30/2022			Electronic Deposits	Service Fees/Wat...	28,944.88		24,302.53
Deposit	01/13/2023		Jennifer & Mark Freeman	Void Ck 7835	Deposit Refunds	23.46		24,325.99
Deposit	01/13/2023		Comerica Bank	Deposit	Comerica 6265		24,000.00	325.99
Deposit	01/31/2023			Electronic Deposits	Service Fees/Wat...	30,776.32		31,102.31
Check	01/31/2023				Bank Charges		147.83	30,954.48
Transfer	02/10/2023			Funds Transfer	Comerica 6265		30,000.00	954.48
Deposit	02/13/2023		Comerica Bank	Electronic Deposits	Service Fees/Wat...	18,836.73		19,791.21
Check	02/13/2023		Comerica Bank		Bank Charges		161.75	19,629.46
Deposit	03/13/2023		Comerica Bank	Deposit	Comerica 6265		39,000.00	(19,370.54)
Check	03/28/2023				NSF Checks		80.39	(19,450.93)
Check	03/28/2023				Bank Charges		165.60	(19,616.53)
Deposit	03/31/2023			Electronic Deposits	Service Fees/Wat...	37,327.30		17,710.77
Deposit	03/31/2023			Paper Deposits	Service Fees/Wat...	12,161.94		29,872.71
Deposit	04/15/2023		Comerica Bank	Deposit	Comerica 6265		42,000.00	(12,127.29)
Deposit	04/30/2023			Electronic Deposits	Service Fees/Wat...	28,293.07		16,165.78
Deposit	04/30/2023			Paper Deposits	Service Fees/Wat...	6,156.63		22,322.41
Check	04/30/2023				Bank Charges		237.89	22,084.52
Deposit	04/30/2023		Jennifer True & Chenier H...	Ck 7954 11/11/21	Deposit Refunds	21.68		22,106.20
Deposit	05/31/2023			Electronic Deposits	Service Fees/Wat...	28,336.25		50,442.45
Deposit	05/31/2023			Paper Deposits	Service Fees/Wat...	27,532.78		77,975.23
Check	05/31/2023				Bank Charges		152.84	77,822.39
Total Comerica 2778						501,707.23	471,742.33	77,822.39

Travis County FWSD #58 General Account
General Ledger

As of May 31, 2023

Type	Date	Num	Name	Memo	Split	Debit	Credit	Balance
Comerica 111931								
Check	07/12/2022		Comerica Bank		Inter Fund Payable		50,445.60	1,317,007.50
Deposit	07/15/2022			Deposit	Maintenance Tran...	363.27		1,266,561.90
Transfer	07/18/2022			Funds Transfer	Comerica 2778	26,000.00		1,266,925.17
Deposit	07/31/2022			Electronic Deposits	Service Fees/Wat...	17,247.79		1,292,925.17
Deposit	07/31/2022			Deposit	Interest	161.18		1,310,172.96
Check	07/31/2022			T-tech Charges	Bank Charges		86.50	1,310,334.14
Transfer	08/10/2022			Cover B/11 Checks	Comerica 6265		40,000.00	1,310,247.64
Deposit	08/16/2022			Deposit	-SPLIT-	2,649.43		1,272,897.07
Deposit	08/31/2022			Deposit	Interest	273.51		1,273,170.58
Check	08/31/2022			T-tech	Bank Charges		7.50	1,273,163.08
Deposit	08/31/2022			Electronic Deposits	Service Fees/Wat...	18,549.32		1,291,712.40
Check	09/11/2022		Comerica Bank	Lower Balance	Comerica 2778	21,000.00		1,312,712.40
Transfer	09/11/2022			Funds Transfer	Comerica 6265		72,000.00	1,240,712.40
Deposit	09/30/2022			Electronic Deposits	Service Fees/Wat...	18,477.03		1,259,189.43
Deposit	09/30/2022			Deposit	Interest	465.08		1,259,654.51
Transfer	10/14/2022			Cover Oct Cks	Comerica 6265		130,000.00	1,129,654.51
Deposit	10/31/2022			Deposit	Service Fees/Wat...	16,657.85		1,146,312.36
Deposit	10/31/2022			Deposit	Interest	757.66		1,147,070.02
Check	10/31/2022			T-tech	Bank Charges		163.30	1,146,906.72
Transfer	11/25/2022			Funds Transfer	Comerica 6265		11,500.00	1,135,406.72
Deposit	11/30/2022			Deposit	Interest	2,201.21		1,137,607.93
Check	11/30/2022			T-tech Charges	Bank Charges		293.52	1,137,314.41
Deposit	11/30/2022			Electronic Deposits	Service Fees/Wat...	18,574.56		1,155,888.97
Check	12/09/2022		Comerica Bank		Comerica 6265		25,000.00	1,130,888.97
Deposit	12/29/2022			Electronic Deposits	Service Fees/Wat...	14,799.32		1,145,688.29
Check	12/29/2022		Comerica Bank	Deposit	Interest	2,461.07		1,148,149.36
Deposit	12/29/2022		Comerica Bank	T-tech	Bank Charges		94.65	1,148,054.71
Deposit	01/13/2023		Comerica Bank	Deposit	Comerica 6265		25,000.00	1,123,054.71
Check	01/31/2023			EFT	Bank Charges		31.00	1,123,023.71
Deposit	01/31/2023			Deposit	Interest	2,484.97		1,125,508.68
Deposit	01/31/2023			Electronic Deposits	Service Fees/Wat...	16,664.79		1,142,173.47
Transfer	02/10/2023			Funds Transfer	Comerica 6265		95,000.00	1,047,173.47
Deposit	02/28/2023			Electronic Deposits	Service Fees/Wat...	15,932.28		1,063,105.75
Deposit	02/28/2023			Deposit	Interest	2,130.61		1,065,236.36
Check	02/28/2023				Bank Charges		81.39	1,065,154.97
Deposit	03/13/2023		Comerica Bank	Deposit	Comerica 6265		140,000.00	925,154.97
Deposit	03/25/2023		Comerica Bank	Deposit	Maintenance Tran...	24,073.80		949,228.77
Deposit	03/31/2023			Electronic Deposits	Service Fees/Wat...	17,805.30		967,034.07
Deposit	03/31/2023			Deposit	Interest	3,201.69		970,235.76
Check	03/31/2023			T-tech	Bank Charges		256.26	969,979.50
General Jour...	03/31/2023				Deposits in Transit	622,934.77		1,592,914.27
Deposit	04/15/2023		Comerica Bank	Deposit	Comerica 6265		30,000.00	1,562,914.27
Deposit	04/30/2023			Electronic Deposits	Service Fees/Wat...	15,827.79		1,578,742.06
Deposit	04/30/2023			Deposit	Interest	3,293.28		1,582,035.34
Check	04/30/2023			T-tech	Bank Charges		141.39	1,581,893.95
Deposit	05/27/2023			Deposit	Maintenance Tran...	2,386.68		1,584,280.63
Deposit	05/31/2023			Electronic Deposits	Service Fees/Wat...	17,284.44		1,601,565.07
Check	05/31/2023	TRA...	Comerica Bank	T-tech	Bank Charges		269.21	1,601,295.86
Deposit	05/31/2023		Comerica Bank	Deposit	Interest	3,652.87		1,604,948.73
Total Comerica 111931						908,311.55	620,370.32	1,604,948.73
PNC 5437-8811								
Deposit	07/29/2022			Deposit	Interest	71.75		129,961.39
Check	07/29/2022				Bank Charges		25.00	130,033.14
Deposit	08/31/2022			Deposit	Interest	126.98		130,160.14
Check	08/31/2022	1			Bank Charges		25.00	130,135.12
Deposit	09/30/2022			Deposit	Interest	122.98		130,110.12
Check	09/30/2022				Bank Charges		25.00	130,233.10
Deposit	10/31/2022			Deposit	Interest	158.21		130,208.10
Check	10/31/2022				Bank Charges		25.00	130,366.31
Check	11/30/2022				Bank Charges		25.00	130,341.31
Deposit	11/30/2022			Deposit	Interest	193.90		130,316.31
Deposit	12/31/2022			Deposit	Interest	223.47		130,510.21
Check	12/31/2022				Bank Charges		25.00	130,733.68
Deposit	01/31/2023			Deposit	Interest	244.23		130,708.68
Check	01/31/2023				Bank Charges		25.00	130,952.91
Deposit	02/28/2023			Deposit	Interest	233.34		130,927.91
Check	02/28/2023				Bank Charges		25.00	131,161.25
Deposit	03/31/2023			Deposit	Interest	264.42		131,136.25
Check	03/31/2023				Bank Charges		25.00	131,400.67
Deposit	04/30/2023			Deposit	Interest	269.95		131,375.67
Check	04/30/2023				Bank Charges		25.00	131,645.62
Deposit	05/31/2023			Deposit	Interest	292.45		131,620.62
Check	05/31/2023	2			Bank Charges		25.00	131,913.07
Total PNC 5437-8811						2,201.68	275.00	131,888.07

Harris County FWSD #58 General Account
General Ledger

Accrual Basis

As of May 31, 2023

Type	Date	Num	Name	Memo	Split	Debit	Credit	Balance
PNC 5437-8627								720.32
Deposit	07/29/2022			Deposit	Interest	0.33		720.65
Check	07/29/2022				Bank Charges		70.00	650.65
Deposit	08/31/2022			Deposit	Interest	0.55		651.20
Check	08/31/2022				Bank Charges		70.00	581.20
Deposit	09/30/2022			Deposit	Interest	0.48		511.68
Check	09/30/2022	2			Bank Charges		70.00	512.27
Deposit	10/31/2022			Deposit	Interest	0.59		417.27
Check	10/31/2022				Bank Charges		95.00	417.87
Deposit	11/30/2022			Deposit	Interest	0.60		347.87
Check	11/30/2022				Bank Charges		70.00	348.44
Deposit	12/31/2022			Deposit	Interest	0.57		278.44
Check	12/31/2022				Bank Charges		70.00	278.95
Deposit	01/31/2023			Deposit	Interest	0.51		208.95
Check	01/31/2023				Bank Charges		70.00	209.31
Deposit	02/28/2023			Deposit	Interest	0.36		134.31
Check	02/28/2023				Bank Charges		75.00	134.57
Deposit	03/31/2023			Deposit	Interest	0.26		59.67
Check	03/31/2023				Bank Charges		75.00	59.67
Deposit	04/30/2023			Deposit	Interest	0.10		(15.33)
Check	04/30/2023				Bank Charges		75.00	(90.33)
Check	05/31/2023				Bank Charges		75.00	(90.33)
Total PNC 5437-8627						4.35	815.00	(90.33)
Total Checking						2,466,008.34	2,140,495.28	1,821,059.76
Money Market								108,275.69
Plains State Bank								108,275.69
Deposit	07/31/2022			Deposit	Interest	72.97		108,348.66
Deposit	08/31/2022			Deposit	Interest	78.22		108,426.88
Deposit	09/30/2022			Deposit	Interest	75.75		108,502.63
Deposit	10/16/2022			Deposit	Interest	40.43		108,543.06
Deposit	11/01/2022			Deposit	Interest	37.92		108,580.98
Deposit	11/30/2022			Deposit	Interest	75.86		108,656.84
Deposit	12/31/2022			Deposit	Interest	78.44		108,735.28
Deposit	01/31/2023			Deposit	Interest	78.50		108,813.78
Check	02/09/2023	1188	Harris County FWSD #58	Additional Interest	Comerica 6265	50,000.00		158,813.78
Deposit	02/28/2023			Deposit	Interest	70.95		158,884.73
Deposit	03/31/2023			Deposit	Interest	78.61		158,963.34
Deposit	04/28/2023		Plains State Bank	VOID Ck 1188 2/9/23	Comerica 6265		50,000.00	108,963.34
Deposit	04/30/2023			Deposit	Interest	76.13		109,039.47
Deposit	05/31/2023			Deposit	Interest	79.72		109,119.19
Total Plains State Bank						50,843.50	50,000.00	109,119.19
Total Money Market						50,843.50	50,000.00	109,119.19
Accounts Receivable								0.00
Check	11/10/2022	1102	HCFWSD #58 Oil & Gas	Property Held in Trust	Comerica 6265	14,000.00		14,000.00
Deposit	11/11/2022		HCFWSD #58 Oil & Gas	Ck 1102 Tree Removal	Comerica 6265		14,000.00	0.00
Total Accounts Receivable						14,000.00	14,000.00	0.00
Capital Projects Rec								1,745,320.16
Total Capital Projects Rec								1,745,320.16
Deposits in Transit								0.00
General Jour...	09/30/2022			Ck 2921	Maintenance Tran...	3,701.10		3,701.10
Deposit	10/07/2022			Deposit	Comerica 6265		3,701.10	0.00
General Jour...	10/31/2022			Ck 2928	Maintenance Tran...	3,050.62		3,050.62
Deposit	11/11/2022		Comerica Bank	Ck 2928	Comerica 6265		3,050.62	0.00
General Jour...	12/31/2022				Maintenance Tran...	46,775.14		46,775.14
Deposit	01/13/2023		Comerica Bank	Deposit	Comerica 6265		46,775.14	0.00
General Jour...	01/30/2023				Maintenance Tran...	395,854.42		395,854.42
General Jour...	02/28/2023			Check 2949	Maintenance Tran...	227,080.35		622,934.77
General Jour...	03/31/2023				Comerica 111931		622,934.77	0.00
Total Deposits in Transit						676,461.63	676,461.63	0.00
Accounts Receivable - Oil & Gas								0.00
Check	11/25/2022	1110	Survey 1, Inc.	106 Acre - Boundry Survey	Comerica 6265	8,500.00		8,500.00
Total Accounts Receivable - Oil & Gas						8,500.00	0.00	8,500.00
Community Center Capital Costs								37,692.00
Total Community Center Capital Costs								37,692.00
Check Fraud								11,200.00
Transfer	07/31/2022			Refund	Comerica 2778		11,200.00	0.00
Total Check Fraud						0.00	11,200.00	0.00
Drainage Project								(130,000.00)
Check	03/09/2023	1218	Voided	Void	Comerica 6265			(130,000.00)
Total Drainage Project						0.00	0.00	(130,000.00)

ris County FWSD #58 General Account
General Ledger

Accrual Basis

As of May 31, 2023

Type	Date	Num	Name	Memo	Split	Debit	Credit	Balance
								(600.00)
Inter Fund Payable								(600.00)
Check	07/12/2022		Comerica Bank		Comerica 111931	50,445.60		49,845.60
General Jour...	07/15/2022			-MULTIPLE-	Comerica 2778		100,508.37	(50,662.77)
Transfer	07/15/2022			Funds Transfer	Comerica 2778	47,000.00		(3,662.77)
Transfer	10/14/2022			Funds Transfer	Comerica 2778	3,662.77		0.00
Total Inter Fund Payable						101,108.37	100,508.37	0.00
								(829,727.53)
Opening Bal Equity								(829,727.53)
Total Opening Bal Equity								(829,727.53)
								(2,437,707.02)
Retained Earnings								(2,437,707.02)
Total Retained Earnings								(2,437,707.02)
								0.00
Service Fees/Water Taps								0.00
Deposit	07/31/2022			Electronic Deposits	Comerica 2778		30,273.61	(30,273.61)
Deposit	07/31/2022			Electronic Deposits	Comerica 111931		17,247.79	(47,521.40)
Deposit	08/31/2022			Electronic Deposits	Comerica 2778		33,352.69	(80,874.09)
Deposit	08/31/2022			Paper Deposits	Comerica 2778		13,233.84	(94,107.93)
Deposit	08/31/2022			Electronic Deposits	Comerica 111931		18,549.32	(112,657.25)
Deposit	09/30/2022			Electronic Deposits	Comerica 111931		18,477.03	(131,134.28)
Deposit	09/30/2022			Electronic Deposits	Comerica 2778		33,958.82	(165,093.10)
Deposit	10/07/2022			Deposit	Comerica 6265		22,256.48	(187,349.58)
Deposit	10/07/2022			Deposit Adj	Comerica 6265		1.03	(187,350.61)
Deposit	10/31/2022			Deposit	Comerica 2778		28,324.11	(215,674.72)
Deposit	10/31/2022			Deposit	Comerica 111931		16,657.85	(232,332.57)
Deposit	11/30/2022			Deposit	Comerica 6265		16,320.65	(248,653.22)
Deposit	11/30/2022			Deposit	Comerica 2778		32,444.75	(281,097.97)
Deposit	11/30/2022			Electronic Deposits	Comerica 111931		18,574.56	(299,672.53)
Deposit	12/29/2022			Electronic Deposits	Comerica 111931		14,799.32	(314,471.85)
Deposit	12/30/2022			Paper Deposits	Comerica 6265		11,953.15	(326,425.00)
Deposit	12/30/2022			Electronic Deposits	Comerica 2778		28,944.88	(355,369.88)
Deposit	01/31/2023			Paper Deposits	Comerica 6265		8,549.02	(363,918.90)
Deposit	01/31/2023			Electronic Deposits	Comerica 2778		30,776.32	(394,695.22)
Deposit	01/31/2023			Electronic Deposits	Comerica 111931		16,664.79	(411,360.01)
Deposit	02/13/2023		Comerica Bank	Electronic Deposits	Comerica 2778		18,836.73	(430,196.74)
Deposit	02/28/2023		Comerica Bank	Paper Deposits	Comerica 6265		9,112.08	(439,308.82)
Deposit	02/28/2023			Electronic Deposits	Comerica 111931		15,932.28	(455,241.10)
Deposit	03/31/2023			Electronic Deposits	Comerica 2778		37,327.30	(492,568.40)
Deposit	03/31/2023			Paper Deposits	Comerica 2778		12,161.94	(504,730.34)
Deposit	03/31/2023			Electronic Deposits	Comerica 111931		17,805.30	(522,535.64)
Deposit	04/30/2023			Electronic Deposits	Comerica 2778		28,293.07	(550,828.71)
Deposit	04/30/2023			Paper Deposits	Comerica 2778		6,156.63	(556,985.34)
Deposit	04/30/2023			Electronic Deposits	Comerica 111931		15,827.79	(572,813.13)
Deposit	05/31/2023			Electronic Deposits	Comerica 111931		17,284.44	(590,097.57)
Deposit	05/31/2023			Electronic Deposits	Comerica 2778		28,336.25	(618,433.82)
Deposit	05/31/2023			Paper Deposits	Comerica 2778		27,532.78	(645,966.60)
Total Service Fees/Water Taps						0.00	645,966.60	(645,966.60)
								0.00
Maintenance Transfer								0.00
Deposit	07/15/2022			Deposit	Comerica 111931		363.27	(363.27)
Deposit	08/16/2022			Deposit	Comerica 111931		2,381.43	(2,744.70)
General Jour...	09/30/2022			Ck 2921	Deposits in Transit		3,701.10	(6,445.80)
General Jour...	10/31/2022			Ck 2928	Deposits in Transit		3,050.62	(9,496.42)
Deposit	11/11/2022		Comerica Bank	Ck 2932	Comerica 6265		7,424.02	(16,920.44)
General Jour...	12/31/2022				Deposits in Transit		46,775.14	(63,695.58)
General Jour...	01/30/2023				Deposits in Transit		395,854.42	(459,550.00)
General Jour...	02/28/2023			Check 2949	Deposits in Transit		227,080.35	(686,630.35)
Deposit	03/25/2023		Comerica Bank	Deposit	Comerica 111931		24,073.80	(710,704.15)
Deposit	04/25/2023		Comerica Bank	Deposit	Comerica 6265		17,880.38	(728,584.53)
Deposit	05/27/2023			Deposit	Comerica 111931		2,366.68	(730,971.21)
Total Maintenance Transfer						0.00	730,971.21	(730,971.21)
								0.00
Interest								0.00
Deposit	07/29/2022			Deposit	PNC 5437-8811		71.75	(71.75)
Deposit	07/29/2022			Deposit	PNC 5437-8627		0.33	(72.08)
Deposit	07/31/2022			Deposit	Plains State Bank		72.97	(145.05)
Deposit	07/31/2022			Deposit	Comerica 111931		161.18	(306.23)
Deposit	08/31/2022			Deposit	Plains State Bank		78.22	(384.45)
Deposit	08/31/2022			Deposit	Comerica 111931		273.51	(657.96)
Deposit	08/31/2022			Deposit	PNC 5437-8811		126.98	(784.94)
Deposit	08/31/2022			Deposit	PNC 5437-8627		0.55	(785.49)
Deposit	09/30/2022			Deposit	PNC 5437-8811		122.98	(908.47)
Deposit	09/30/2022			Deposit	PNC 5437-8627		0.48	(908.95)
Deposit	09/30/2022			Deposit	Comerica 111931		465.08	(1,374.03)
Deposit	09/30/2022			Deposit	Plains State Bank		75.75	(1,449.78)
Deposit	10/16/2022			Deposit	Plains State Bank		40.43	(1,490.21)
Deposit	10/31/2022			Deposit	PNC 5437-8627		0.59	(1,490.80)
Deposit	10/31/2022			Deposit	PNC 5437-8811		158.21	(1,649.01)
Deposit	10/31/2022			Deposit	Comerica 111931		757.66	(2,406.67)
Deposit	11/01/2022			Deposit	Plains State Bank		37.92	(2,444.59)
Deposit	11/30/2022			Deposit	Comerica 111931		2,201.21	(4,645.80)
Deposit	11/30/2022			Deposit	Plains State Bank		75.86	(4,721.66)
Deposit	11/30/2022			Deposit	PNC 5437-8811		193.90	(4,915.56)
Deposit	11/30/2022			Deposit	PNC 5437-8627		0.60	(4,916.16)
Deposit	12/29/2022			Deposit	Comerica 111931		2,461.07	(7,377.23)
Deposit	12/31/2022			Deposit	PNC 5437-8627		0.57	(7,377.80)
Deposit	12/31/2022			Deposit	PNC 5437-8811		223.47	(7,601.27)
Deposit	12/31/2022			Deposit	Plains State Bank		78.44	(7,679.71)
Deposit	01/31/2023			Deposit	Comerica 111931		2,484.97	(10,164.68)

Wisconsin County FWSD #58 General Account
General Ledger

Accrual Basis

As of May 31, 2023

Type	Date	Num	Name	Memo	Split	Debit	Credit	Balance
Deposit	01/31/2023			Deposit	Plains State Bank		78.50	(10,243.18)
Deposit	01/31/2023			Deposit	PNC 5437-8627		0.51	(10,243.69)
Deposit	01/31/2023			Deposit	PNC 5437-8811	244.23		(10,487.92)
Deposit	02/28/2023			Deposit	PNC 5437-8811	233.34		(10,721.26)
Deposit	02/28/2023			Deposit	PNC 5437-8627		0.36	(10,721.62)
Deposit	02/28/2023			Deposit	Comerica 111931	2,130.61		(12,852.23)
Deposit	02/28/2023			Deposit	Plains State Bank	70.95		(12,923.18)
Deposit	03/31/2023			Deposit	PNC 5437-8811	264.42		(13,187.60)
Deposit	03/31/2023			Deposit	PNC 5437-8627		0.26	(13,187.86)
Deposit	03/31/2023			Deposit	Comerica 111931	3,201.69		(16,389.55)
Deposit	03/31/2023			Deposit	Plains State Bank	78.61		(16,468.16)
Deposit	04/30/2023			Deposit	Comerica 111931	3,293.28		(19,761.44)
Deposit	04/30/2023			Deposit	PNC 5437-8811	269.95		(20,031.39)
Deposit	04/30/2023			Deposit	PNC 5437-8627		0.10	(20,031.49)
Deposit	04/30/2023			Deposit	Plains State Bank	76.13		(20,107.62)
Deposit	05/31/2023		Comerica Bank	Deposit	Comerica 111931	3,652.87		(23,760.49)
Deposit	05/31/2023			Deposit	Plains State Bank	79.72		(23,840.21)
Deposit	05/31/2023			Deposit	PNC 5437-8811	292.45		(24,132.66)
Total Interest						0.00	24,132.66	(24,132.66)
NSF Checks								0.00
Check	08/08/2022			Returned Item	Comerica 2778	78.65		78.65
Check	11/15/2022				Comerica 6265	83.82		162.47
Check	12/22/2022			21015 Flying Cloud	Comerica 6265	77.48		239.95
Check	02/13/2023		Comerica Bank		Comerica 6265	250.53		490.48
Check	03/28/2023				Comerica 2778	80.39		570.87
Total NSF Checks						570.87	0.00	570.87
Administrative Expense								0.00
Check	07/14/2022	2886	O J Armstrong	Reimbursement for DSL Expenses	Comerica 2778	90.00		90.00
Check	07/14/2022	2887	E.F. Cooke, III	Reimbursement for DSL Expenses	Comerica 2778	90.00		180.00
Check	07/14/2022	2888	Harry Haupt	Reimbursement for DSL Expenses	Comerica 2778	90.00		270.00
Check	07/14/2022	2889	Ron Warfield	Reimbursement for DSL Expenses	Comerica 2778	90.00		360.00
Check	07/14/2022	2890	L. J. Stefaniak	Reimbursement for DSL Expenses	Comerica 2778	90.00		450.00
Check	07/14/2022	2893	CenterPoint Energy	6347065-2	Comerica 2778	28.58		478.58
Check	07/14/2022	2908	Harry R. Haupt	Appreciation Gift	Comerica 2778	100.00		578.58
Check	07/14/2022	2909	City of Houston Well Permi...	-MULTIPLE-	Comerica 2778	1,860.00		2,438.58
Check	07/14/2022	2910	Stefaniak, Cheryl	500 Envelopes	Comerica 2778	28.13		2,466.71
Check	08/08/2022		McBee Business Products	Cks for new acct	Comerica 2778	647.07		3,113.78
Check	08/11/2022	1005	O J Armstrong	DSL Reimbursement	Comerica 6265	90.00		3,203.78
Check	08/11/2022	1006	E.F. Cooke, III	DSL Reimbursement	Comerica 6265	90.00		3,293.78
Check	08/11/2022	1007	Harry Haupt	DSL Reimbursement	Comerica 6265	90.00		3,383.78
Check	08/11/2022	1008	L. J. Stefaniak	DSL Reimbursement	Comerica 6265	90.00		3,473.78
Check	08/11/2022	1009	Ron Warfield	DSL Reimbursement	Comerica 6265	90.00		3,563.78
Check	08/11/2022	1029	Arbitrage Compliance Spec...	Report & Manual	Comerica 6265	900.00		4,463.78
Check	09/08/2022	1041	O J Armstrong	DSL Reimbursement	Comerica 6265	90.00		4,553.78
Check	09/08/2022	1042	E.F. Cooke, III	DSL Reimbursement	Comerica 6265	90.00		4,643.78
Check	09/08/2022	1043	Harry Haupt	DSL Reimbursement	Comerica 6265	90.00		4,733.78
Check	09/08/2022	1044	L. J. Stefaniak	DSL Reimbursement	Comerica 6265	90.00		4,823.78
Check	09/08/2022	1045	Ron Warfield	DSL Reimbursement	Comerica 6265	90.00		4,913.78
Check	09/08/2022	1049	Harris County	Directors Election Cost	Comerica 6265	3,259.86		8,173.64
Check	10/13/2022	1065	O J Armstrong	DSL Reimbursement	Comerica 6265	90.00		8,263.64
Check	10/13/2022	1066	E.F. Cooke, III	DSL Reimbursement	Comerica 6265	90.00		8,353.64
Check	10/13/2022	1067	Harry Haupt	DSL Reimbursement	Comerica 6265	90.00		8,443.64
Check	10/13/2022	1068	L. J. Stefaniak	DSL Reimbursement	Comerica 6265	90.00		8,533.64
Check	10/13/2022	1069	Ron Warfield	DSL Reimbursement	Comerica 6265	90.00		8,623.64
Check	10/13/2022	1077	Survey 1, Inc.	Tract 2J Whitlock - Boundary Survey	Comerica 6265	650.00		9,273.64
Check	10/13/2022	1078	Survey 1, Inc.	Reserve G, Block 1 - Boundry surv...	Comerica 6265	675.00		9,948.64
Check	11/10/2022	1096	O J Armstrong	DSL Reimbursement	Comerica 6265	90.00		10,038.64
Check	11/10/2022	1097	E.F. Cooke, III	DSL Reimbursement	Comerica 6265	90.00		10,128.64
Check	11/10/2022	1098	Harry Haupt	DSL Reimbursement	Comerica 6265	90.00		10,218.64
Check	11/10/2022	1099	L. J. Stefaniak	DSL Reimbursement	Comerica 6265	90.00		10,308.64
Check	11/10/2022	1100	Ron Warfield	DSL Reimbursement	Comerica 6265	90.00		10,398.64
Check	11/10/2022	1105	Texas Commission on Envi...	A/C23002269 Inv CWQ0070131	Comerica 6265	2,919.35		13,317.99
Check	12/08/2022	1125	Harry R. Haupt	Award B of D	Comerica 6265	38.95		13,356.94
Check	12/08/2022	1131	O J Armstrong	DSL Reimbursement	Comerica 6265	90.00		13,446.94
Check	12/08/2022	1132	E.F. Cooke, III	DSL Reimbursement	Comerica 6265	90.00		13,536.94
Check	12/08/2022	1133	Harry Haupt	DSL Reimbursement	Comerica 6265	90.00		13,626.94
Check	12/08/2022	1134	L. J. Stefaniak	DSL Reimbursement	Comerica 6265	90.00		13,716.94
Check	12/08/2022	1135	Ron Warfield	DSL Reimbursement	Comerica 6265	90.00		13,806.94
Check	12/08/2022	1138	Texas Commission on Envi...	A/C 91010209 Inv. PHS0208530	Comerica 6265	1,577.80		15,384.74
Check	01/12/2023	1146	Voided	Nov Election Cost	Comerica 6265	0.00		15,384.74
Check	01/12/2023	1149	Texas Commission on Envi...	AR 89960184	Comerica 6265	3,040.78		18,425.52
Check	01/12/2023	1150	O J Armstrong	DSL Reimbursement	Comerica 6265	90.00		18,515.52
Check	01/12/2023	1151	E.F. Cooke, III	DSL Reimbursement	Comerica 6265	90.00		18,605.52
Check	01/12/2023	1152	Harry Haupt	DSL Reimbursement	Comerica 6265	90.00		18,695.52
Check	01/12/2023	1153	Steve Fields	Dec DSL	Comerica 6265	90.00		18,785.52
Check	01/12/2023	1154	L. J. Stefaniak	DSL Reimbursement	Comerica 6265	90.00		18,875.52
Check	01/12/2023	1155	Lawrence J Stefaniak	-MULTIPLE-	Comerica 6265	175.88		19,051.40
Check	01/12/2023	1159	U.S. Postmaster	2 Rolls of Stamps	Comerica 6265	120.00		19,171.40
Check	01/12/2023	1175	Harris County Accts Rec. - ...	Nov Election Cost	Comerica 6265	5,433.10		24,604.50
Check	02/09/2023	1179	Fox, Byrd & Company, PC	Client 15080.0 Audit	Comerica 6265	22,000.00		46,604.50
Check	02/09/2023	1180	O J Armstrong	DSL Reimbursement	Comerica 6265	90.00		46,694.50
Check	02/09/2023	1181	E.F. Cooke, III	DSL Reimbursement	Comerica 6265	90.00		46,784.50
Check	02/09/2023	1182	Steve Fields	DSL Reimbursement	Comerica 6265	90.00		46,874.50
Check	02/09/2023	1183	Harry Haupt	DSL Reimbursement	Comerica 6265	90.00		46,964.50
Check	02/09/2023	1184	L. J. Stefaniak	DSL Reimbursement	Comerica 6265	90.00		47,054.50
Check	02/09/2023	1186	U.S. Postmaster	Annual PO Box Rental	Comerica 6265	210.00		47,264.50
Check	03/09/2023	1220	Lawrence J Stefaniak	Box late fee	Comerica 6265	25.00		47,289.50

Travis County FWSD #58 General Account
General Ledger

As of May 31, 2023

Type	Date	Num	Name	Memo	Split	Debit	Credit	Balance
Check	03/09/2023	1222	E.F. Cooke, III	DSL Reimbursement	Comerica 6265	90.00		47,379.50
Check	03/09/2023	1223	O J Armstrong	DSL Reimbursement	Comerica 6265	90.00		47,469.50
Check	03/09/2023	1224	Steve Fields	DSL Reimbursement	Comerica 6265	90.00		47,559.50
Check	03/09/2023	1225	Harry Haupt	DSL Reimbursement	Comerica 6265	90.00		47,649.50
Check	03/09/2023	1226	L. J. Stefaniak	DSL Reimbursement	Comerica 6265	90.00		47,739.50
Check	03/09/2023	1227	Harry R. Haupt	Gift Card	Comerica 6265	100.00		47,839.50
Check	04/13/2023	1254	O J Armstrong	DSL Reimbursement	Comerica 6265	90.00		47,929.50
Check	04/13/2023	1255	E.F. Cooke, III	DSL Reimbursement	Comerica 6265	90.00		48,019.50
Check	04/13/2023	1256	Steve Fields	DSL Reimbursement	Comerica 6265	90.00		48,109.50
Check	04/13/2023	1257	Harry Haupt	DSL Reimbursement	Comerica 6265	90.00		48,199.50
Check	04/13/2023	1258	L. J. Stefaniak	DSL Reimbursement	Comerica 6265	90.00		48,289.50
Check	04/13/2023	1266	Harry R. Haupt	-MULTIPLE-	Comerica 6265	473.58		48,763.08
Check	05/11/2023	1271	O J Armstrong	DSL Reimbursement	Comerica 6265	90.00		48,853.08
Check	05/11/2023	1272	E.F. Cooke, III	DSL Reimbursement	Comerica 6265	90.00		48,943.08
Check	05/11/2023	1273	Harry Haupt	DSL Reimbursement	Comerica 6265	90.00		49,033.08
Check	05/11/2023	1274	Steve Fields	DSL Reimbursement	Comerica 6265	90.00		49,123.08
Check	05/11/2023	1275	L. J. Stefaniak	DSL Reimbursement	Comerica 6265	90.00		49,213.08
Check	05/11/2023	1277	Harry R. Haupt	B. Cards	Comerica 6265	116.99		49,330.07
Check	05/11/2023	1294	Texas Commission on Envi...	A/C 0652374E	Comerica 6265	50.00		49,380.07
Deposit	05/31/2023		Harris County	Election Refund	Comerica 6265		3,259.86	46,120.21
Total Administrative Expense						49,380.07	3,259.86	46,120.21
Bank Charges								0.00
Check	07/29/2022				PNC 5437-8811	25.00		25.00
Check	07/29/2022				PNC 5437-8627	70.00		95.00
Check	07/31/2022				Comerica 2778	201.25		296.25
Check	07/31/2022			T-tech Charges	Comerica 111931	86.50		382.75
Check	08/11/2022				Comerica 2778	139.44		522.19
Check	08/11/2022				Comerica 6265	37.00		559.19
Check	08/31/2022			T-tech	Comerica 111931	7.50		566.69
Check	08/31/2022	1			PNC 5437-8811	25.00		591.69
Check	08/31/2022				PNC 5437-8627	70.00		661.69
Check	09/30/2022				PNC 5437-8811	25.00		686.69
Check	09/30/2022	2			PNC 5437-8627	70.00		756.69
Check	09/30/2022				Comerica 6265	44.59		801.28
Check	09/30/2022				Comerica 2778	182.64		983.92
Check	10/14/2022				Comerica 6265	42.76		1,026.68
Check	10/31/2022				PNC 5437-8627	95.00		1,121.68
Check	10/31/2022				PNC 5437-8811	25.00		1,146.68
Check	10/31/2022				Comerica 2778	125.88		1,272.56
Check	10/31/2022			T-tech	Comerica 111931	163.30		1,435.86
Check	11/14/2022				Comerica 6265	105.18		1,541.04
Check	11/30/2022				Comerica 2778	125.28		1,666.32
Check	11/30/2022			T-tech Charges	Comerica 111931	293.52		1,959.84
Check	11/30/2022				PNC 5437-8811	25.00		1,984.84
Check	11/30/2022				PNC 5437-8627	70.00		2,054.84
Check	12/13/2022		Comerica Bank		Comerica 2778	124.68		2,179.52
Check	12/22/2022				Comerica 6265	111.45		2,290.97
Check	12/29/2022		Comerica Bank	T-tech	Comerica 111931	94.65		2,385.62
Check	12/31/2022				PNC 5437-8627	70.00		2,455.62
Check	12/31/2022				PNC 5437-8811	25.00		2,480.62
Check	01/31/2023				Comerica 6265	98.99		2,579.61
Check	01/31/2023				Comerica 2778	147.83		2,727.44
Check	01/31/2023			EFT	Comerica 111931	31.00		2,758.44
Check	01/31/2023				PNC 5437-8627	70.00		2,828.44
Check	01/31/2023				PNC 5437-8811	25.00		2,853.44
Check	02/13/2023		Comerica Bank		Comerica 2778	161.75		3,015.19
Check	02/28/2023				PNC 5437-8811	25.00		3,040.19
Check	02/28/2023				PNC 5437-8627	75.00		3,115.19
Check	02/28/2023		Comerica Bank		Comerica 6265	79.25		3,194.44
Check	02/28/2023				Comerica 111931	81.39		3,275.83
Check	03/13/2023		Comerica Bank		Comerica 6265	81.44		3,357.27
Check	03/28/2023				Comerica 2778	165.60		3,522.87
Check	03/31/2023				PNC 5437-8811	25.00		3,547.87
Check	03/31/2023				PNC 5437-8627	75.00		3,622.87
Check	03/31/2023			T-tech	Comerica 111931	256.26		3,879.13
Check	04/30/2023				Comerica 2778	237.89		4,117.02
Check	04/30/2023				Comerica 6265	49.13		4,166.15
Check	04/30/2023			T-tech	Comerica 111931	141.39		4,307.54
Check	04/30/2023				PNC 5437-8811	25.00		4,332.54
Check	04/30/2023				PNC 5437-8627	75.00		4,407.54
Check	05/31/2023	TRA...	Comerica Bank	T-tech	Comerica 111931	269.21		4,676.75
Check	05/31/2023				Comerica 2778	152.84		4,829.59
Check	05/31/2023		Comerica Bank		Comerica 6265	46.14		4,875.73
Check	05/31/2023	2			PNC 5437-8811	25.00		4,900.73
Check	05/31/2023				PNC 5437-8627	75.00		4,975.73
Total Bank Charges						4,975.73	0.00	4,975.73

Harris County FWSD #58 General Account
General Ledger

As of May 31, 2023

Type	Date	Num	Name	Memo	Split	Debit	Credit	Balance
City Water Contract								
Check	07/14/2022	2881	City of Houston Utility Cust...	Acct #7099-3016-1019	Comerica 2778	4,114.85		0.00
Check	08/11/2022	1026	City of Houston Utility Cust...	Acct #7099-3016-1019	Comerica 6265	7,345.70		4,114.85
Check	09/08/2022	1050	City of Houston Utility Cust...	Acct #7099-3016-1019	Comerica 6265	11,337.04		11,460.55
Check	10/13/2022	1083	City of Houston Utility Cust...	Acct #7099-3016-1019	Comerica 6265	6,580.53		22,797.59
Check	11/10/2022	1106	City of Houston Utility Cust...	Acct #7099-3016-1019	Comerica 6265	6,108.98		29,378.12
Check	12/08/2022	1137	City of Houston Utility Cust...	Acct #7099-3016-1019	Comerica 6265	6,763.52		35,487.10
Check	01/12/2023	1174	City of Houston Utility Cust...	Acct #7099-3016-1019	Comerica 6265	4,650.94		42,250.62
Check	02/09/2023	1187	City of Houston Utility Cust...	Acct #7099-3016-1019	Comerica 6265	5,023.93		46,901.56
Check	03/09/2023	1229	City of Houston Utility Cust...	Acct #7099-3016-1019	Comerica 6265	4,558.28		51,925.49
Check	04/13/2023	1265	City of Houston Utility Cust...	Acct #7099-3016-1019	Comerica 6265	4,200.54		56,483.77
Check	05/11/2023	1297	City of Houston Utility Cust...	Acct #7099-3016-1019	Comerica 6265	4,871.47		60,684.31
Total City Water Contract						65,555.78	0.00	65,555.78
Community Center								
Check	07/14/2022	2879	ProAir	Inv 591247 CC A/C Repair	Comerica 2778	1,974.00		0.00
Check	07/14/2022	2880	TXU Energy	A/C # 900041578187	Comerica 2778	645.58		1,974.00
Check	08/11/2022	1003	Baywood Exterminating Co.	inv 472230	Comerica 6265	65.00		2,619.58
Check	08/11/2022	1010	CenterPoint Energy	6347065-2	Comerica 6265	30.39		2,684.58
Check	08/11/2022	1025	TXU Energy	A/C # 900041578187	Comerica 6265	568.52		2,714.97
Deposit	08/16/2022			Civic Club re Air Ducts	Comerica 111931		268.00	3,015.49
Check	09/08/2022	1047	CenterPoint Energy	6347065-2	Comerica 6265	29.34		3,044.83
Check	09/08/2022	1048	TXU Energy	A/C # 900041578187	Comerica 6265	548.59		3,593.42
Check	10/13/2022	1070	100% Quality Construction,...	Job 02227	Comerica 6265	2,232.13		5,825.55
Check	10/13/2022	1072	Cool-Tech Refrigeration, Inc.	Ice Machine	Comerica 6265	441.66		6,267.21
Check	10/13/2022	1075	CenterPoint Energy	6347065-2	Comerica 6265	29.34		6,296.55
Check	10/13/2022	1076	trahan's Pressure Washing	Inv 420 Power Wash	Comerica 6265	300.00		6,596.55
Check	10/13/2022	1080	TXU Energy	A/C # 900041578187	Comerica 6265	506.06		7,102.61
Check	11/10/2022	1095	Baywood Exterminating Co.	inv 473151	Comerica 6265	65.00		7,167.61
Check	11/10/2022	1107	TXU Energy	A/C # 900041578187	Comerica 6265	455.25		7,623.86
Check	11/10/2022	1108	CenterPoint Energy	6347065-2	Comerica 6265	30.54		7,654.40
Check	11/25/2022	1111	Sanchez Tree Service	INVOICE 2383	Comerica 6265	200.00		7,854.40
Check	12/08/2022	1125	Harry R. Haupt	Keys	Comerica 6265	70.00		7,924.40
Check	12/08/2022	1128	Baywood Exterminating Co.	inv 473383	Comerica 6265	65.00		7,989.40
Check	12/08/2022	1129	City of Houston	Inv 1742615	Comerica 6265	152.58		8,141.98
Check	12/08/2022	1130	City of Houston	Inv 1742614	Comerica 6265	195.14		8,338.12
Check	12/08/2022	1136	TXU Energy	A/C # 900041578187	Comerica 6265	408.24		8,746.36
Check	12/08/2022	1140	100% Quality Construction,...	Plumbing & Lighting	Comerica 6265	653.60		9,399.96
Check	12/08/2022	1142	CenterPoint Energy	6347065-2	Comerica 6265	63.99		9,463.95
Check	01/12/2023	1158	CenterPoint Energy	6347065-2	Comerica 6265	126.51		9,590.46
Check	01/12/2023	1160	TXU Energy	A/C # 900041578187	Comerica 6265	488.89		10,079.35
Check	01/12/2023	1162	100% Quality Construction,...	Repipe CC	Comerica 6265	9,000.00		19,079.35
Check	02/09/2023	1178	Cool-Tech Refrigeration, Inc.	Ice Machine	Comerica 6265	170.00		19,249.35
Check	02/09/2023	1203	TXU Energy	A/C # 900041578187	Comerica 6265	434.81		19,684.16
Check	02/09/2023	1205	CenterPoint Energy	6347065-2	Comerica 6265	64.61		19,748.77
Check	03/09/2023	1230	TXU Energy	A/C # 900041578187	Comerica 6265	484.06		20,232.83
Check	03/09/2023	1234	CenterPoint Energy	6347065-2	Comerica 6265	60.13		20,292.96
Check	03/09/2023	1237	ProAir	AC Repair	Comerica 6265	1,948.00		22,240.96
Check	04/13/2023	1259	CenterPoint Energy	6347065-2	Comerica 6265	30.46		22,271.42
Check	04/13/2023	1262	Voided	6347065-2	Comerica 6265			22,271.42
Check	04/13/2023	1264	TXU Energy	A/C # 900041578187	Comerica 6265	410.51		22,681.93
Check	04/20/2023	1268	Action Signs of Texas	Inv 10493	Comerica 6265	3,225.00		25,906.93
Check	05/11/2023	1276	Republic Plumbing LLC	Inv 1477	Comerica 6265	295.00		26,201.93
Check	05/11/2023	1280	100% Quality Construction,...	Repipe CC	Comerica 6265	19,500.00		45,701.93
Check	05/11/2023	1286	CenterPoint Energy	6347065-2	Comerica 6265	32.44		45,734.37
Total Community Center						46,002.37	268.00	45,734.37
Deposit Refunds								
Check	07/14/2022	2883	Ken Tollar	Refund 20102 Night Bird	Comerica 2778	452.19		0.00
Check	07/14/2022	2884	Amanda Araquez	Refund 1931 Running Bear	Comerica 2778	28.35		452.19
Check	07/14/2022	2885	Dorian Johnson & Shana V...	Refund 20711 Appaloosa Trl	Comerica 2778	200.29		480.54
Check	08/11/2022	1012	Elizabeth & John Hernandez	20333 Night Bird	Comerica 6265	210.01		680.83
Check	08/11/2022	1013	Nancy & Richard Montes	20523 Appaloosa	Comerica 6265	136.18		890.84
Check	08/11/2022	1014	Harry Roberts	2127 Papoose Trl	Comerica 6265	38.54		1,027.02
Check	08/11/2022	1015	Tara Clevenger	20906 Flaming Arrow	Comerica 6265	91.54		1,065.56
Check	08/11/2022	1016	Ruben Torres	2119 Round Wind	Comerica 6265	483.88		1,157.10
Check	09/08/2022	1034	L. M. Webb	Deposit Refund	Comerica 6265	676.03		1,640.98
Check	10/13/2022	1053	Lighthouse Builders LLC	20407 New Moon	Comerica 6265	135.40		2,317.01
Check	10/13/2022	1054	Long Pham	2106 White Feather	Comerica 6265	90.06		2,452.47
Check	10/13/2022	1055	Savannah Johnson	1810 White Feather	Comerica 6265	104.22		2,542.69
Check	10/13/2022	1056	Frank Layne	21027 Flaming Arrow	Comerica 6265	205.89		2,646.69
Check	10/13/2022	1057	Environmental Allies	Temp Meter 29-00-0610-01	Comerica 6265	395.62		2,852.58
Check	11/10/2022	1085	David Gonzalez	20222 Night Bird	Comerica 6265	131.32		3,248.20
Check	11/10/2022	1086	Brittany Westra	2023 Papoose Trail	Comerica 6265	88.17		3,379.52
Check	11/10/2022	1087	Heral Company, LLC	20803 Squaw Valley	Comerica 6265	167.72		3,467.69
Check	12/08/2022	1112	Offerpad SPE Phx1	20102 Nightbird	Comerica 6265	109.56		3,635.41
Check	12/08/2022	1113	Renu Property Manageme...	20333 Nightbird Deposit Refund	Comerica 6265	79.19		3,744.97
Check	12/08/2022	1114	Roberto Garcia	2215 Papoose Trail Deposit Refund	Comerica 6265	131.32		3,824.16
Check	12/08/2022	1115	Brandon Head	1915 White Feather Deposit Refund	Comerica 6265	37.28		3,955.48
Check	12/08/2022	1116	Logan Cunningham	2023 White Feather Deposit Refund	Comerica 6265	27.81		3,992.76
Check	12/08/2022	1117	Castle Rock Communities, ...	21002 Gray Wolf Deposit Refund	Comerica 6265	678.45		4,020.57
Deposit	01/13/2023		Jennifer & Mark Freeman	Void Ck 7835	Comerica 2778		23.46	4,699.02
Check	02/09/2023	1192	Mary Molina	Deposit Refunds	Comerica 6265	112.68		4,675.56
Check	02/09/2023	1193	William Robeinson	Deposit Refund	Comerica 6265	16.49		4,788.24
Check	02/09/2023	1194	Indian Shores Holdings LLC	Deposit Refund	Comerica 6265	103.47		4,804.73
Check	03/09/2023	1208	Susan Phillips	Refund 21207 Papoose Ct.	Comerica 6265	19.66		4,908.20
Check	03/09/2023	1209	Joe Toghani	Refund 2015 Papoose	Comerica 6265	91.72		4,927.86
Check	03/09/2023	1210	Lance Summey	Refund 2023 Papoose	Comerica 6265	164.20		5,019.58
Check	04/13/2023	1240	Ken & Tyra Baxter	1823 Running Bear	Comerica 6265	94.66		5,183.78

Travis County FWSD #58 General Account
General Ledger

As of May 31, 2023

Type	Date	Num	Name	Memo	Split	Debit	Credit	Balance
Check	04/13/2023	1241	Jaclyn & Shea Sealy	20938 Sand Springs	Comerica 6265	18.68		5,297.12
Check	04/13/2023	1242	Casey Richter	21054 Flammig Arrow	Comerica 6265	18.68		5,315.80
Check	04/13/2023	1243	Susan Boucher	21011 Flying Cloud	Comerica 6265	128.81		5,444.61
Check	04/13/2023	1244	Opendoor Labs Inc	1915 White Feather	Comerica 6265	133.82		5,578.43
Check	04/13/2023	1245	Germain & Veronica Avella...	2007 Round Wind	Comerica 6265	127.29		5,705.72
Check	04/13/2023	1246	Richard Campanile & Cand...	1915 Running Bear	Comerica 6265	15.97		5,721.69
Check	04/13/2023	1247	Benita Schweinle	1803 White Feather	Comerica 6265	27.87		5,749.56
Deposit	04/30/2023		Jennifer True & Chenier H...	1415 Indian Shores Rd	Comerica 2778		21.68	5,727.88
Check	05/11/2023	1282	Caren Van Lue	1506 Running Bear	Comerica 6265	23.36		5,751.24
Check	05/11/2023	1283	Joseph Morris	1714 Eagle Pt.	Comerica 6265	55.45		5,806.69
Check	05/11/2023	1284	Page Morgan	2103 White Feather	Comerica 6265	93.07		5,899.76
Check	05/11/2023	1285	Anna Collins	1906 Round Wind	Comerica 6265	21.02		5,920.78
Check	05/11/2023	1286	Jesus Munoz III	20542 Appaloosa	Comerica 6265	148.09		6,068.87
Check	05/11/2023	1287	American Pointe Realty Ltd	1915 Round Wind	Comerica 6265	76.60		6,145.47
Total Deposit Refunds						6,190.61	45.14	6,145.47
Engineering Operations								0.00
Drainage Project								0.00
Check	07/14/2022	2913	IDS Engineering Group	Drainage	Comerica 2778	1,274.05		1,274.05
Check	08/11/2022	1004	Tolunay-Wong Engineers, ...	Squaw Valley	Comerica 6265	3,177.00		4,451.05
Check	09/08/2022	1030	IDS Engineering Group	Drainage	Comerica 6265	2,535.85		6,986.90
Check	10/13/2022	1079	IDS Engineering Group	Drainage	Comerica 6265	1,971.25		8,958.15
Check	11/10/2022	1109	ISJ Underground Utilities, ...	Application 3	Comerica 6265	35,599.35		44,557.50
Check	12/08/2022	1139	ISJ Underground Utilities, ...	Quote 407 Pd \$14,000	Comerica 6265	2,000.00		46,557.50
Check	12/08/2022	1141	ISJ Underground Utilities, ...	App #4	Comerica 6265	12,779.99		59,337.49
Check	01/12/2023	1161	ISJ Underground Utilities, ...	App #5	Comerica 6265	22,698.59		82,036.08
Check	02/09/2023	1204	IDS Engineering Group	Drainage	Comerica 6265	318.48		82,354.56
Check	03/09/2023	1231	IDS Engineering Group	Drainage	Comerica 6265	4,608.55		86,963.11
Check	03/09/2023	1235	Voided		Comerica 6265	0.00		86,963.11
Check	03/09/2023	1236	Voided		Comerica 6265			86,963.11
Check	03/09/2023	1238	Texas Pipe Drifts & Supply ...	Steel Pipe	Comerica 6265	8,337.60		95,300.71
Check	04/13/2023	1260	IDS Engineering Group	Drainage	Comerica 6265	3,396.21		98,696.92
Total Drainage Project						98,696.92	0.00	98,696.92
Engineering								0.00
Check	07/14/2022	2913	IDS Engineering Group	-MULTIPLE-	Comerica 2778	2,030.51		2,030.51
Check	09/08/2022	1030	IDS Engineering Group	-MULTIPLE-	Comerica 6265	2,484.37		4,514.88
Check	10/13/2022	1079	IDS Engineering Group	-MULTIPLE-	Comerica 6265	3,188.57		7,703.45
Check	11/10/2022	1103	IDS Engineering Group	-MULTIPLE-	Comerica 6265	5,338.96		13,042.41
Check	12/08/2022	1143	IDS Engineering Group	-MULTIPLE-	Comerica 6265	1,894.44		14,936.85
Check	01/12/2023	1163	IDS Engineering Group	-MULTIPLE-	Comerica 6265	3,477.13		18,413.98
Check	02/09/2023	1204	IDS Engineering Group	-MULTIPLE-	Comerica 6265	8,077.69		26,491.67
Check	03/09/2023	1231	IDS Engineering Group	-MULTIPLE-	Comerica 6265	8,016.66		34,508.33
Check	04/13/2023	1260	IDS Engineering Group	-MULTIPLE-	Comerica 6265	10,136.36		44,644.69
Check	05/11/2023	1288	IDS Engineering Group	-MULTIPLE-	Comerica 6265	5,208.13		49,852.82
Total Engineering						49,852.82	0.00	49,852.82
Engineering Capital Costs								0.00
Check	07/14/2022	2913	IDS Engineering Group	-MULTIPLE-	Comerica 2778	358.21		358.21
Check	09/08/2022	1030	IDS Engineering Group	Phase 1B & 2	Comerica 6265	1,852.11		2,210.32
Check	10/13/2022	1079	IDS Engineering Group	Phase 1B & 2	Comerica 6265	682.94		2,893.26
Check	11/10/2022	1103	IDS Engineering Group	Phase 1B & 2	Comerica 6265	334.24		3,227.50
Check	12/08/2022	1143	IDS Engineering Group	Phase 1B & 2	Comerica 6265	138.55		3,366.05
Check	02/09/2023	1204	IDS Engineering Group	Phase 1B and 2	Comerica 6265	453.86		3,819.91
Check	03/09/2023	1231	IDS Engineering Group	Phase 1B and 2	Comerica 6265	477.50		4,297.41
Check	04/13/2023	1260	IDS Engineering Group	Phase 1B and 2	Comerica 6265	322.69		4,620.10
Check	05/11/2023	1288	IDS Engineering Group	Phase 1B and 2	Comerica 6265	318.48		4,938.58
Total Engineering Capital Costs						4,938.58	0.00	4,938.58
Total Engineering Operations						153,488.32	0.00	153,488.32
Insurance								0.00
Check	10/13/2022	1081	TML Intergovernmental Ris...	Contract 6177	Comerica 6265	28,796.32		28,796.32
Total Insurance						28,796.32	0.00	28,796.32
Legal								0.00
Check	07/14/2022	2892	Strawn & Richardson, PC	July 6, 2022 22-1 General	Comerica 2778	3,867.36		3,867.36
Check	08/11/2022	1027	Strawn & Richardson, PC	-MULTIPLE-	Comerica 6265	3,853.71		7,721.07
Check	09/08/2022	1031	Strawn & Richardson, PC	-MULTIPLE-	Comerica 6265	6,325.10		14,046.17
Check	10/13/2022	1071	Strawn & Richardson, PC	-MULTIPLE-	Comerica 6265	5,886.26		19,932.43
Check	11/10/2022	1101	Strawn & Richardson, PC	-MULTIPLE-	Comerica 6265	5,306.26		25,238.69
Check	12/08/2022	1123	Strawn & Richardson, PC	-MULTIPLE-	Comerica 6265	4,574.86		29,813.55
Check	01/12/2023	1157	Strawn & Richardson, PC	-MULTIPLE-	Comerica 6265	6,341.72		36,155.27
Check	02/09/2023	1201	Strawn & Richardson, PC	-MULTIPLE-	Comerica 6265	5,232.86		41,388.13
Check	03/09/2023	1233	Strawn & Richardson, PC	-MULTIPLE-	Comerica 6265	5,293.22		46,681.35
Check	04/13/2023	1253	Strawn & Richardson, PC	-MULTIPLE-	Comerica 6265	3,826.11		50,507.46
Check	05/11/2023	1270	Strawn & Richardson, PC	-MULTIPLE-	Comerica 6265	4,350.13		54,857.59
Total Legal						54,857.59	0.00	54,857.59

Maricopa County FWSD #58 General Account
General Ledger

As of May 31, 2023

Type	Date	Num	Name	Memo	Split	Debit	Credit	Balance
Security								0.00
Check	10/13/2022	1082	Indian Shores Community ...	Aug Sept & Oct	Comerica 6265	6,180.00		6,180.00
Check	12/08/2022	1144	Indian Shores Community ...	Security Nov, Dec, & Jan	Comerica 6265	6,180.00		12,360.00
Check	01/12/2023	1173	Indian Shores Community ...	Security Feb	Comerica 6265	2,060.00		14,420.00
Check	02/09/2023	1185	Indian Shores Community ...	Security March	Comerica 6265	2,060.00		16,480.00
Check	03/09/2023	1228	Indian Shores Community ...	Security April	Comerica 6265	2,060.00		18,540.00
Total Security						18,540.00	0.00	18,540.00
System Operations								0.00
Maintenance								0.00
Check	07/14/2022	2882	M. Marlon Ivy Associates, I...	-MULTIPLE-	Comerica 2778	17,314.85		17,314.85
Check	07/14/2022	2894	PM Utility Services	-MULTIPLE-	Comerica 2778	3,746.20		21,061.05
Check	07/14/2022	2895	CFI Services, Inc	Annual PM Hydro Injector	Comerica 2778	1,382.10		22,443.15
Check	07/14/2022	2896	CFI Services, Inc	New Flow Meter and installation	Comerica 2778	3,044.05		25,487.20
Check	07/14/2022	2897	G-M Inspection Services, Inc	Well test and certify	Comerica 2778	1,800.00		27,287.20
Check	07/14/2022	2898	Elite Pumps & Mechanical ...	STP Install remanufactured Blower	Comerica 2778	22,340.00		49,627.20
Check	07/14/2022	2899	Napco Chemical Company	Cust 004147 Inv 275346	Comerica 2778	682.50		50,309.70
Check	07/14/2022	2900	Texas Diesel Maintenance	Annual service - 5 generators	Comerica 2778	7,998.89		58,308.59
Check	07/14/2022	2901	DSHS Central Lab MC2004	Acct CD1183_052022	Comerica 2778	185.86		58,494.45
Check	07/14/2022	2902	Envirodyne Laboratories, Inc	May Chemical Testing	Comerica 2778	606.00		59,100.45
Check	07/14/2022	2904	DXI Industries, Inc	-MULTIPLE-	Comerica 2778	180.00		59,280.45
Check	07/14/2022	2903	Water Utility Services, Inc	2 Samples	Comerica 2778	184.00		59,464.45
Check	07/14/2022	2905	AVR, Inc	Invoice 037274	Comerica 2778	698.00		60,162.45
Check	07/14/2022	2906	Lone Star Hydrant & Utility,...	-MULTIPLE-	Comerica 2778	4,816.61		64,979.06
Check	07/14/2022	2907	Lone Star Hydrant & Utility,...	-MULTIPLE-	Comerica 2778	3,650.88		68,629.94
Check	08/11/2022	1011	M. Marlon Ivy Associates, I...	-MULTIPLE-	Comerica 6265	13,815.72		82,445.66
Check	08/11/2022	1017	Water Utility Services, Inc	2 Samples	Comerica 6265	92.00		82,537.66
Check	08/11/2022	1018	Elite Pumps & Mechanical ...	Repair Blower	Comerica 6265	1,320.00		83,857.66
Check	08/11/2022	1019	Envirodyne Laboratories, Inc	June Testing	Comerica 6265	745.00		84,602.66
Check	08/11/2022	1020	DXI Industries, Inc	-MULTIPLE-	Comerica 6265	572.60		85,175.26
Check	08/11/2022	1021	DSHS Central Lab MC2004	Acct CD1183_062022	Comerica 6265	0.00		85,175.26
Check	08/11/2022	1022	Accurate Meter & Backflow...	inv 38326	Comerica 6265	375.00		85,550.26
Check	08/11/2022	1023	AVR, Inc	Invoice 039503	Comerica 6265	73.03		85,623.29
Check	08/11/2022	1024	Magna Flow Environmental...	sludge haul	Comerica 6265	3,727.11		89,350.40
Check	09/08/2022	1033	M. Marlon Ivy Associates, I...	-MULTIPLE-	Comerica 6265	20,365.25		109,715.65
Check	09/08/2022	1035	PM Utility Services	-MULTIPLE-	Comerica 6265	23,742.33		133,457.98
Check	09/08/2022	1036	Water Utility Services, Inc	Chemicals	Comerica 6265	2,392.50		135,850.48
Check	09/08/2022	1037	Burke's Mechanical Servic...	Pull Booster Pump #4	Comerica 6265	13,708.00		149,558.48
Check	09/08/2022	1038	Elite Pumps & Mechanical ...	Qtly Blower Inspection	Comerica 6265	1,400.00		150,958.48
Check	09/08/2022	1039	DXI Industries, Inc	-MULTIPLE-	Comerica 6265	573.40		151,531.88
Check	09/08/2022	1040	Envirodyne Laboratories, Inc	July Testing	Comerica 6265	606.00		152,137.88
Check	10/13/2022	1051	M. Marlon Ivy Associates, I...	-MULTIPLE-	Comerica 6265	29,008.48		181,146.36
Check	10/13/2022	1058	Burke's Mechanical Servic...	100 hp Well motor	Comerica 6265	15,268.00		196,414.36
Check	10/13/2022	1059	Napco Chemical Company	Chemicals - Bleach	Comerica 6265	935.00		197,349.36
Check	10/13/2022	1060	Envirodyne Laboratories, Inc	Aug Testing	Comerica 6265	646.00		197,995.36
Check	10/13/2022	1061	DXI Industries, Inc	-MULTIPLE-	Comerica 6265	180.00		198,175.36
Check	10/13/2022	1062	Houston Inspections	-MULTIPLE-	Comerica 6265	5,382.13		203,557.49
Check	10/13/2022	1063	Water Utility Services, Inc	Sampling	Comerica 6265	759.00		204,316.49
Check	10/13/2022	1064	PM Utility Services	-MULTIPLE-	Comerica 6265	2,100.00		206,416.49
Check	11/10/2022	1084	M. Marlon Ivy Associates, I...	-MULTIPLE-	Comerica 6265	19,397.40		225,813.89
Check	11/10/2022	1088	PM Utility Services	Replace lift pump STP	Comerica 6265	10,179.60		235,993.49
Check	11/10/2022	1089	DXI Industries, Inc	-MULTIPLE-	Comerica 6265	1,639.55		237,633.04
Check	11/10/2022	1090	Envirodyne Laboratories, Inc	Sept Testing	Comerica 6265	795.00		238,428.04
Check	11/10/2022	1091	Hawkins, Inc	Bulk Blessch	Comerica 6265	948.75		239,376.79
Check	11/10/2022	1092	Elite Pumps & Mechanical ...	Qtly Blower Inspection	Comerica 6265	1,400.00		240,776.79
Check	11/10/2022	1093	Water Utility Services, Inc	Sampling	Comerica 6265	212.00		240,988.79
Check	12/08/2022	1118	M. Marlon Ivy Associates, I...	-MULTIPLE-	Comerica 6265	17,154.63		258,143.42
Check	12/08/2022	1119	DSHS Central Lab MC2004	Acct CD1183_102022	Comerica 6265	106.96		258,250.38
Check	12/08/2022	1120	Water Utility Services, Inc	Sampling	Comerica 6265	225.00		258,475.38
Check	12/08/2022	1121	DXI Industries, Inc	-MULTIPLE-	Comerica 6265	220.00		258,695.38
Check	12/08/2022	1122	Envirodyne Laboratories, Inc	Oct Testing	Comerica 6265	646.00		259,341.38
Check	01/12/2023	1164	M. Marlon Ivy Associates, I...	-MULTIPLE-	Comerica 6265	19,905.46		279,246.84
Check	01/12/2023	1165	Source Point Solutions, LLC	-MULTIPLE-	Comerica 6265	3,802.24		283,049.08
Check	01/12/2023	1166	PM Utility Services	-MULTIPLE-	Comerica 6265	3,980.25		287,029.33
Check	01/12/2023	1167	Water Utility Services, Inc	Sampling	Comerica 6265	92.00		287,121.33
Check	01/12/2023	1177	DSHS Central Lab MC2004	Void	Comerica 6265			287,121.33
Check	01/12/2023	1169	DXI Industries, Inc	-MULTIPLE-	Comerica 6265	1,424.62		288,545.95
Check	01/12/2023	1170	Envirodyne Laboratories, Inc	Oct Testing	Comerica 6265	795.00		289,340.95
Check	01/12/2023	1171	CFI Services, Inc	Inv 802266, 80375 & 80267	Comerica 6265	1,704.05		291,045.00
Check	01/12/2023	1172	G-M Inspection Services, Inc	Well Test	Comerica 6265	1,725.00		292,770.00
Check	02/09/2023	1191	M. Marlon Ivy Associates, I...	-MULTIPLE-	Comerica 6265	21,419.07		314,189.07
Check	02/09/2023	1195	Neil Technical Services, C...	Lift Station Wire issue	Comerica 6265	600.00		314,789.07
Check	02/09/2023	1196	PM Utility Services	-MULTIPLE-	Comerica 6265	6,205.72		320,994.79
Check	02/09/2023	1197	Water Utility Services, Inc	Sampling	Comerica 6265	92.00		321,086.79
Check	02/09/2023	1198	Elite Pumps & Mechanical ...	LS #5 Little Bear Electrical	Comerica 6265	5,131.43		326,218.22
Check	02/09/2023	1199	DXI Industries, Inc	-MULTIPLE-	Comerica 6265	594.87		326,813.09
Check	02/09/2023	1200	Envirodyne Laboratories, Inc	Dec Testing	Comerica 6265	891.00		327,704.09
Check	03/09/2023	1207	M. Marlon Ivy Associates, I...	-MULTIPLE-	Comerica 6265	32,418.25		360,122.34
Check	03/09/2023	1211	DXI Industries, Inc	-MULTIPLE-	Comerica 6265	594.87		360,717.21
Check	03/09/2023	1212	Water Utility Services, Inc	Sampling	Comerica 6265	92.00		360,809.21
Check	03/09/2023	1213	Elite Pumps & Mechanical ...	-MULTIPLE-	Comerica 6265	2,749.00		363,558.21
Check	03/09/2023	1214	Envirodyne Laboratories, Inc	Jan Testing	Comerica 6265	646.00		364,204.21
Check	03/09/2023	1215	Magna Flow Environmental...	sludge haul	Comerica 6265	4,769.86		368,974.07
Check	03/09/2023	1216	PM Utility Services	-MULTIPLE-	Comerica 6265	1,956.96		370,931.03
Check	04/13/2023	1239	M. Marlon Ivy Associates, I...	-MULTIPLE-	Comerica 6265	21,501.65		392,432.68
Check	04/13/2023	1248	Water Utility Services, Inc	Sampling	Comerica 6265	157.00		392,589.68
Check	04/13/2023	1249	DXI Industries, Inc	-MULTIPLE-	Comerica 6265	1,017.50		393,607.18
Check	04/13/2023	1250	Magna Flow Environmental...	sludge haul	Comerica 6265	2,718.50		396,325.68
Check	04/13/2023	1251	Hawkins, Inc	Chemicals	Comerica 6265	1,966.00		398,291.68
Check	04/13/2023	1252	PM Utility Services	Location not Identified	Comerica 6265	3,203.78		401,495.46

Travis County FWSD #58 General Account
General Ledger

As of May 31, 2023

Type	Date	Num	Name	Memo	Split	Debit	Credit	Balance
Check	05/11/2023	1279	CenterPoint Energy -	Zone 50001005	Comerica 6265	700.00		402,195.46
Check	05/11/2023	1281	M. Marlon Ivy Associates, L...	-MULTIPLE-	Comerica 6265	15,511.69		417,707.15
Check	05/11/2023	1289	Envirodyne Laboratories, Inc	March Testing	Comerica 6265	795.00		418,502.15
Check	05/11/2023	1290	PM Utility Services	-MULTIPLE-	Comerica 6265	5,991.09		424,493.24
Check	05/11/2023	1291	Water Utility Services, Inc	Sampling	Comerica 6265	92.00		424,585.24
Check	05/11/2023	1292	Hawkins. Inc	Chemicals	Comerica 6265	4,801.50		429,386.74
Check	05/11/2023	1293	DXI Industries, Inc	-MULTIPLE-	Comerica 6265	1,217.18		430,603.92
Total Maintenance						430,603.92	0.00	430,603.92
Maintenance Capital Costs								0.00
Check	03/09/2023	1232	T. Gray Utility & Rehab Co...	Job 0539-031-03 App 20	Comerica 6265	96,899.85		96,899.85
Total Maintenance Capital Costs						96,899.85	0.00	96,899.85
Total System Operations						527,503.77	0.00	527,503.77
Utilities								0.00
Check	07/14/2022	2880	TXU Energy	A/C # 900041578187	Comerica 2778	6,308.41		6,308.41
Check	08/11/2022	1025	TXU Energy	A/C # 900041578187	Comerica 6265	5,972.58		12,280.99
Check	09/08/2022	1048	TXU Energy	A/C # 900041578187	Comerica 6265	6,096.85		18,377.84
Check	10/13/2022	1080	TXU Energy	A/C # 900041578187	Comerica 6265	5,596.10		23,973.94
Check	11/10/2022	1107	TXU Energy	A/C # 900041578187	Comerica 6265	6,119.88		30,093.82
Check	12/08/2022	1136	TXU Energy	A/C # 900041578187	Comerica 6265	6,537.22		36,631.04
Check	01/12/2023	1160	TXU Energy	A/C # 900041578187	Comerica 6265	6,820.24		43,451.28
Check	02/09/2023	1203	TXU Energy	A/C # 900041578187	Comerica 6265	6,470.07		49,921.35
Check	03/09/2023	1230	TXU Energy	A/C # 900041578187	Comerica 6265	6,254.85		56,176.20
Check	04/13/2023	1264	TXU Energy	A/C # 900041578187	Comerica 6265	5,640.81		61,817.01
Total Utilities						61,817.01	0.00	61,817.01
Swimming Pool								0.00
Check	07/14/2022	2891	Frontier Communications	281-324-3338-061218-5	Comerica 2778	48.42		48.42
Check	07/14/2022	2912	DS Recreational Services, ...	-MULTIPLE-	Comerica 2778	7,963.50		8,011.92
Check	08/11/2022	1001	DS Recreational Services, ...	Inv 6847	Comerica 6265	3,200.00		11,211.92
Check	08/11/2022	1002	Frontier Communications	281-324-3338-061218-5	Comerica 6265	48.42		11,260.34
Check	09/08/2022	1032	DS Recreational Services, ...	Inv 6847	Comerica 6265	1,980.00		13,240.34
Check	09/08/2022	1046	Frontier Communications	281-324-3338-061218-5	Comerica 6265	48.42		13,288.76
Check	10/13/2022	1073	DS Recreational Services, ...	Inv 7106	Comerica 6265	500.00		13,788.76
Check	10/13/2022	1074	Frontier Communications	281-324-3338-061218-5	Comerica 6265	48.05		13,836.81
Check	11/10/2022	1094	DS Recreational Services, ...	-MULTIPLE-	Comerica 6265	829.00		14,665.81
Check	11/10/2022	1104	Frontier Communications	281-324-3338-061218-5	Comerica 6265	48.05		14,713.86
Check	12/08/2022	1124	DS Recreational Services, ...	Inv 7317 Monthly	Comerica 6265	500.00		15,213.86
Check	12/08/2022	1126	Frontier Communications	281-324-3338-061218-5	Comerica 6265	54.49		15,268.35
Check	12/08/2022	1127	Harris County PH	1st Re-inspection Fee	Comerica 6265	200.00		15,468.35
Check	01/12/2023	1147	Frontier Communications	281-324-3338-061218-5	Comerica 6265	55.01		15,523.36
Check	01/12/2023	1148	DS Recreational Services, ...	Inv 7432 Monthly	Comerica 6265	600.00		16,123.36
Check	01/12/2023	1156	Carl Sitten / DBA Fence	Fence	Comerica 6265	960.00		17,083.36
Check	02/09/2023	1189	Frontier Communications	281-324-3338-061218-5	Comerica 6265	55.01		17,138.37
Check	02/09/2023	1190	DS Recreational Services, ...	Inv 7575	Comerica 6265	600.00		17,738.37
Check	03/09/2023	1206	Harris County PH	Permit	Comerica 6265	125.00		17,863.37
Check	03/09/2023	1219	Frontier Communications	281-324-3338-061218-5	Comerica 6265	59.18		17,922.55
Check	03/09/2023	1221	DS Recreational Services, ...	Inv 7692	Comerica 6265	600.00		18,522.55
Check	04/13/2023	1261	Frontier Communications	281-324-3338-061218-5	Comerica 6265	58.51		18,581.06
Check	04/13/2023	1263	DS Recreational Services, ...	Inv 7784	Comerica 6265	1,600.00		20,181.06
Check	05/11/2023	1278	DS Recreational Services, ...	Inv 7930	Comerica 6265	2,300.00		22,481.06
Check	05/11/2023	1295	Frontier Communications	281-324-3338-061218-5	Comerica 6265	58.51		22,539.57
Total Swimming Pool						22,539.57	0.00	22,539.57
Yards and Grounds								0.00
Check	07/14/2022	2911	Texas Rainmakers	Invoice 28027	Comerica 2778	146.00		146.00
Check	08/11/2022	1028	Plan B Golf Investments, L...	-MULTIPLE-	Comerica 6265	10,344.00		10,490.00
Check	10/13/2022	1052	Plan B Golf Investments, L...	-MULTIPLE-	Comerica 6265	6,772.00		17,262.00
Check	11/25/2022	1111	Sanchez Tree Service	INVOICE 2383	Comerica 6265	2,800.00		20,062.00
Check	12/08/2022	1125	Harry R. Haupt	Lights & timer	Comerica 6265	55.90		20,117.90
Check	12/09/2022	1145	Plan B Golf Investments, L...	-MULTIPLE-	Comerica 6265	2,493.00		22,610.90
Check	01/12/2023	1176	Plan B Golf Investments, L...	-MULTIPLE-	Comerica 6265	4,986.00		27,596.90
Check	02/09/2023	1202	Lawn Services & Garden I...	Inv 497 Boat Ramp	Comerica 6265	1,500.00		29,096.90
Check	03/09/2023	1217	Plan B Golf Investments, L...	-MULTIPLE-	Comerica 6265	3,386.00		32,482.90
Check	04/13/2023	1267	Plan B Golf Investments, L...	-MULTIPLE-	Comerica 6265	3,386.00		35,868.90
Check	05/01/2023	1269	Sanchez Tree Service	INVOICE 2398	Comerica 6265	2,200.00		38,068.90
Check	05/30/2023	1298	Sanchez Tree Service	INVOICE 2402 Golf Course	Comerica 6265	2,100.00		40,168.90
Total Yards and Grounds						40,168.90	0.00	40,168.90
TOTAL						4,397,308.75	4,397,308.75	0.00

**Capital Projects Fund
Balance Sheet**
As of May 31, 2023

	Jul 31, 22	Aug 31, 22	Sep 30, 22	Oct 31, 22	Nov 30, 22	Dec 31, 22	Jan 31, 23	Feb 28, 23	Mar 31, 23	Apr 30, 23	May 31, 23
ASSETS											
Current Assets											
Checking/Savings	2,971,516.15	2,971,491.15	2,971,466.15	2,971,441.15	2,971,416.15	2,971,391.15	2,971,366.15	2,971,341.15	2,971,316.15	2,973,932.77	2,981,652.21
PNC 010493	2,971,516.15	2,971,491.15	2,971,466.15	2,971,441.15	2,971,416.15	2,971,391.15	2,971,366.15	2,971,341.15	2,971,316.15	2,973,932.77	2,981,652.21
Total Checking/Savings	2,971,516.15	2,971,491.15	2,971,466.15	2,971,441.15	2,971,416.15	2,971,391.15	2,971,366.15	2,971,341.15	2,971,316.15	2,973,932.77	2,981,652.21
Total Current Assets	2,971,516.15	2,971,491.15	2,971,466.15	2,971,441.15	2,971,416.15	2,971,391.15	2,971,366.15	2,971,341.15	2,971,316.15	2,973,932.77	2,981,652.21
TOTAL ASSETS	2,971,516.15	2,971,491.15	2,971,466.15	2,971,441.15	2,971,416.15	2,971,391.15	2,971,366.15	2,971,341.15	2,971,316.15	2,973,932.77	2,981,652.21
LIABILITIES & EQUITY											
Liabilities											
Current Liabilities											
Other Current Liabilities	1,745,320.16	1,745,320.16	1,745,320.16	1,745,320.16	1,745,320.16	1,745,320.16	1,745,320.16	1,745,320.16	1,745,320.16	1,745,320.16	1,745,320.16
General Operating Acct	1,745,320.16	1,745,320.16	1,745,320.16	1,745,320.16	1,745,320.16	1,745,320.16	1,745,320.16	1,745,320.16	1,745,320.16	1,745,320.16	1,745,320.16
Total Other Current Liabilities	1,745,320.16	1,745,320.16	1,745,320.16	1,745,320.16	1,745,320.16	1,745,320.16	1,745,320.16	1,745,320.16	1,745,320.16	1,745,320.16	1,745,320.16
Total Current Liabilities	1,745,320.16	1,745,320.16	1,745,320.16	1,745,320.16	1,745,320.16	1,745,320.16	1,745,320.16	1,745,320.16	1,745,320.16	1,745,320.16	1,745,320.16
Total Liabilities	1,745,320.16	1,745,320.16	1,745,320.16	1,745,320.16	1,745,320.16	1,745,320.16	1,745,320.16	1,745,320.16	1,745,320.16	1,745,320.16	1,745,320.16
Equity											
2020 Bond Sale	3,200,000.00	3,200,000.00	3,200,000.00	3,200,000.00	3,200,000.00	3,200,000.00	3,200,000.00	3,200,000.00	3,200,000.00	3,200,000.00	3,200,000.00
Retained Earnings	-1,973,779.01	-1,973,779.01	-1,973,779.01	-1,973,779.01	-1,973,779.01	-1,973,779.01	-1,973,779.01	-1,973,779.01	-1,973,779.01	-1,973,779.01	-1,973,779.01
Net Income	-25.00	-50.00	-75.00	-100.00	-125.00	-150.00	-175.00	-200.00	-225.00	2,391.62	10,111.06
Total Equity	1,226,195.99	1,226,170.99	1,226,145.99	1,226,120.99	1,226,095.99	1,226,070.99	1,226,045.99	1,226,020.99	1,225,995.99	1,228,612.61	1,236,332.05
TOTAL LIABILITIES & EQUITY	2,971,516.15	2,971,491.15	2,971,466.15	2,971,441.15	2,971,416.15	2,971,391.15	2,971,366.15	2,971,341.15	2,971,316.15	2,973,932.77	2,981,652.21

3:32 PM

06/07/23

Cash Basis

Capital Projects Fund

Profit & Loss

July 2022 through May 2023

	Jul 22	Aug 22	Sep 22	Oct 22	Nov 22	Dec 22	Jan 23	Feb 23	Mar 23	Apr 23	May 23	TOTAL
Income												
Interest Income	0.00	0.00	0.00	0.00	0.00	0.00	0.00	0.00	0.00	2,641.62	7,744.44	10,386.06
Total Income	0.00	0.00	0.00	0.00	0.00	0.00	0.00	0.00	0.00	2,641.62	7,744.44	10,386.06
Expense												
Bank Charges	25.00	25.00	25.00	25.00	25.00	25.00	25.00	25.00	25.00	25.00	25.00	275.00
Total Expense	25.00	25.00	25.00	25.00	25.00	25.00	25.00	25.00	25.00	25.00	25.00	275.00
Net Income	-25.00	-25.00	-25.00	-25.00	-25.00	-25.00	-25.00	-25.00	-25.00	2,616.62	7,719.44	10,111.06

Capital Projects Fund
 General Ledger
 As of May 31, 2023

3:31 PM
 06/07/23
 Accrual Basis

Type	Date	Num	Name	Memo	Split	Debit	Credit	Balance
PNC 010493								
Check	07/29/2022				Bank Charges		25.00	2,971,541.15
Check	08/31/2022				Bank Charges		25.00	2,971,516.15
Check	09/30/2022				Bank Charges		25.00	2,971,491.15
Check	10/31/2022				Bank Charges		25.00	2,971,466.15
Check	11/30/2022				Bank Charges		25.00	2,971,441.15
Check	12/31/2022				Bank Charges		25.00	2,971,416.15
Check	01/31/2023				Bank Charges		25.00	2,971,391.15
Check	02/28/2023				Bank Charges		25.00	2,971,366.15
Check	03/31/2023				Bank Charges		25.00	2,971,341.15
Deposit	04/30/2023			Deposit	Interest Income	2,641.62		2,973,957.77
Check	04/30/2023				Bank Charges		25.00	2,973,932.77
Deposit	05/31/2023			Deposit	Interest Income	7,744.44		2,981,677.21
Check	05/31/2023				Bank Charges		25.00	2,981,652.21
Total PNC 010493						10,386.06	275.00	2,981,652.21
General Operating Acct								
Total General Operating Acct								-1,745,320.16
2020 Bond Sale								-1,745,320.16
Total 2020 Bond Sale								-3,200,000.00
Retained Earnings								
Total Retained Earnings								-3,200,000.00
Interest Income								
Deposit	04/30/2023			Deposit	PNC 010493		2,641.62	0.00
Deposit	05/31/2023			Deposit	PNC 010493		7,744.44	-2,641.62
Total Interest Income						0.00	10,386.06	-10,386.06
Bank Charges								
Check	07/29/2022				PNC 010493	25.00		0.00
Check	08/31/2022				PNC 010493	25.00		25.00
Check	09/30/2022				PNC 010493	25.00		50.00
Check	10/31/2022				PNC 010493	25.00		75.00
Check	11/30/2022				PNC 010493	25.00		100.00
Check	12/31/2022				PNC 010493	25.00		125.00
Check	01/31/2023				PNC 010493	25.00		150.00
Check	02/28/2023				PNC 010493	25.00		175.00
Check	03/31/2023				PNC 010493	25.00		200.00
Check	04/30/2023				PNC 010493	25.00		225.00
Check	05/31/2023				PNC 010493	25.00		250.00
Total Bank Charges						275.00	0.00	275.00
TOTAL						10,661.06	10,661.06	0.00